

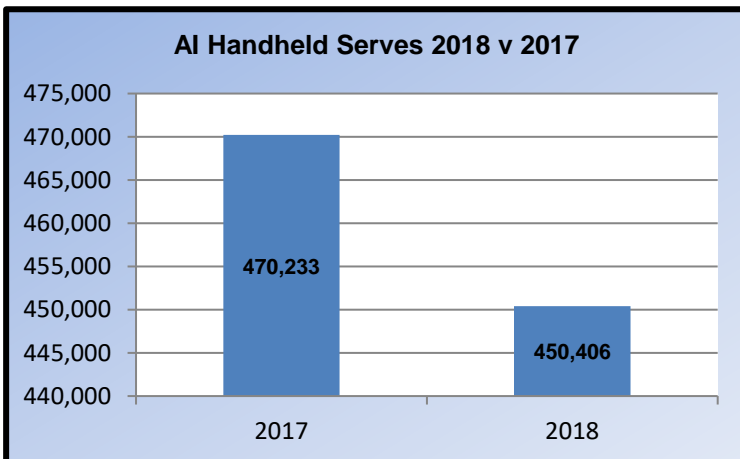
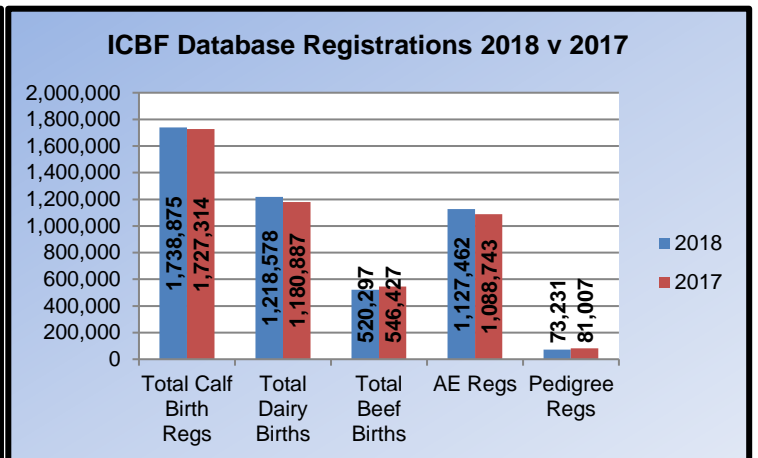
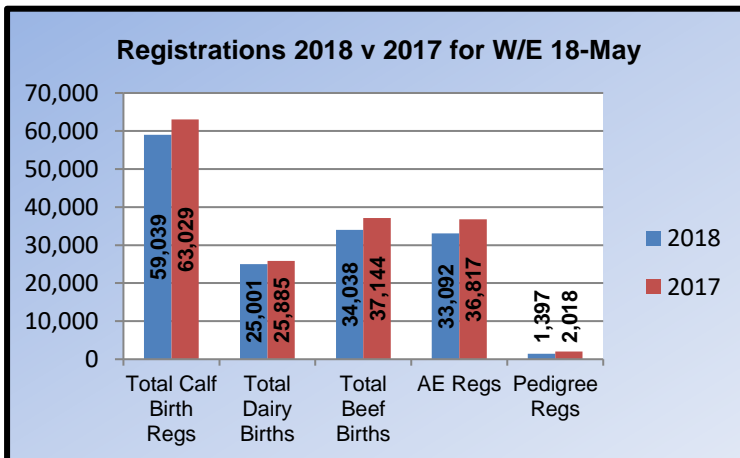





ICBF Weekly Update 18th May 2018

1 Important Dates


-  **Sheep Board Meeting** – Thursday 21st June at 10:30am, Killeshin Hotel, Portlaoise.
-  **ICBF Board Meeting** – Thursday 21st June at 2:00pm, Killeshin Hotel, Portlaoise.


2 Database





-  The stats above are compiled with the assistance of DAFM AIM systems.
-  BVD test results continue to be received at ICBF and are being processed accordingly. There have been 1,760,677 results received since January 1st, of which 76,147 have come in the last 7 days. Since the beginning of the voluntary phase in 2012, 13,682,174 results have now been received.
-  The chart shows Inseminations recorded on AI Handhelds in 2018 compared with 2017.

3 Herd Plus®

 The May 2018 evaluation figures are now available for all dairy and beef animals. The ICBF Animal Search, Active Bull Lists and Stock Bull Finder have all been updated. Click [here](#) for more details.



 Increase in number of Foreign EBVs in Irish Evaluations. Click [here](#) for more details.



<p>✚ Excellent Return Rate for 2018 BDGP Tissue Tag Samples. Click here for further details.</p>		<p>✚ Gene Ireland Focus – Progeny Performance: Knockane Dag (KJG). Click here for further details.</p>	
<p>✚ Stockbull finder an important tool when selling bulls for Cork Angus herd. Click here for further details.</p>			

4 Milk Recording

National Milk Recording Statistics - Herds, Cows & EDIY 18/05/2018						
Milk Recording Organisation	Total Herds Recorded YTD	No. EDIY Herds YTD	% Herds EDIY	Total Cows Recorded YTD	No. EDIY Cows YTD	% Cows EDIY
Munster	3,402	1,143	34%	331,918	123,855	37%
Tipperary	83	29	35%	8,667	2,882	33%
Progressive	1,902	750	39%	206,521	83,048	40%
Total	5,387	1,922	36%	547,106	209,785	38%

Recorded Cows by Milk Recording Organisation - 2017 on 2018 Comparison			
Milk Recording Organisation	YTD 2017 Cows Recorded	YTD 2018 Cows Recorded	2018 vs 2017 on Year Difference (%)
Munster	344,997	331,918	-3.8%
Tipperary	9,710	8,667	-10.7%
Progressive	222,740	206,521	-7.3%
Total	577,447	547,106	-5.3%

5 Sheep Ireland

Irish Grassland Association Conference and Farm Walk

- ✚ The Farm Walk will take place on John Large's farm in Gortnahoe, Co. Tipperary on Tuesday 22nd May. John is one of four farmers currently involved in the CPT Programme, this will prove to be a very informative event and Sheep Ireland will be in attendance. Please see the agenda [here](#) and how you can book your place.

Sheep Ireland Board Meeting

✚ This meeting took place on Thursday 3rd May and some of the main topics covered were:

- Finalising the criteria for the LambPlus Sale 2018.
- Genetic Linkage and how we would display unlinked flocks going forward.
- RamPlus 2018 (in conjunction with breed societies).
- Hosting of the Charollais Flockbook on the Sheep Ireland Database.
- Update on Genotyping progress to date.

✚ If for any reason you wish to discuss these topics further, or any other topics please contact the Sheep Ireland Office or your relevant Board representative. See full list of current Sheep Ireland Board Members on our website [here](#).

LambPlus Update

✚ This week we circulated letters to all LambPlus Breeders which included a lot of important information.

1. *Muscle and Fat Scanning* – has kicked off for the 2018 season this week, please don't forget to text the word 'scanning' to **089 4577665** before Monday if you wish to scan this year. For a scanning checklist and further information on the benefits of scanning please see [here](#).
2. *LambPlus Sale* – we have finalised the sale criteria for this year. A reminder of the full criteria will be included on the sale invite, sent to all breeders later this summer.
3. *Genetic Linkage* – the linkage status of flocks has been communicated in this letter, this status will soon be visible to breeders when they log in to their Sheep Ireland account. This year we have taken the decision to clearly highlight where Euro-Star evaluations originate from an unlinked flock. This will be highlighted in sales catalogues and all other locations where Euro-Star evaluations appear. This decision has been made for the benefit of all Irish sheep farmers, to ensure that the best possible information is being provided to users of the Euro-Star evaluations. For more information on genetic linkage please follow this [link](#).

Sean Coughlan Chief Executive, ICBF & Sheep Ireland, Highfield House, Shinagh, Bandon Co. Cork., Phone: +353 238 820 222, Email info@icbf.com. **Registered Office:** Irish Cattle Breeding Federation Society Ltd trading as "ICBF", Highfield House, Shinagh, Bandon, Co Cork. Registered Dublin, Ireland. Registration Number 4914R, Industrial and Provident Societies Acts, 1893 to 1978. Web: www.icbf.com. **Registered Office:** Sheep Database CLG trading as "Sheep Ireland". Highfield House, Shinagh, Bandon, Co Cork. Registered Dublin, Ireland. Registration Number 465004, Companies Acts 1963 to 2006. Web: www.sheep.ie.

National Milk Recording Results for the 10 day period, 09-MAY-2018 To 18-MAY-2018

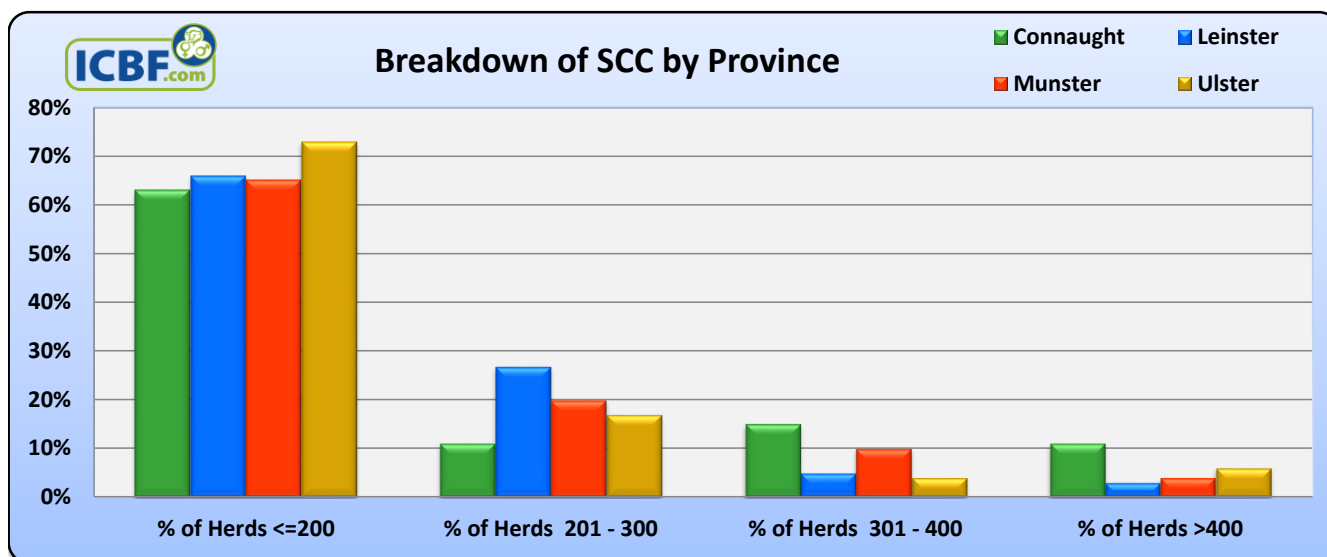
ICBF.com	No. Herds Recorded	No. Cows Recorded	Avg Herd Size	Avg Milk kg/Cow	Average Fat %	Average Protein %	Average F+P kg	Average SCC*
Connaught	27	1,961	73	28.6	3.69	3.41	2.02	171
Leinster	119	14,177	119	26.7	3.81	3.46	1.94	141
Munster	443	42,802	97	27.7	3.79	3.39	1.99	156
Ulster	48	3,865	81	29.5	3.60	3.38	2.06	125
National Statistics	639	62,931	98	27.7	3.78	3.40	1.99	151

* Geometric Mean Herd SCC

SCC Distribution for the 10 day period, 09-MAY-2018 To 18-MAY-2018

ICBF.com	No. Herds Recorded	No. Cows Recorded	Avg Herd Size	% of Herds <=200	% of Herds 201 - 300	% of Herds 301 - 400	% of Herds >400	Average SCC*
Connaught	27	1,961	73	63%	11%	15%	11%	171
Leinster	119	14,177	119	66%	27%	5%	3%	141
Munster	443	42,802	97	65%	20%	10%	4%	156
Ulster	48	3,865	81	73%	17%	4%	6%	125
National Statistics	639	62,931	98	66%	21%	9%	4%	151

* Geometric Mean Herd SCC



% Herd Breakdown for the 10 day period, 09-MAY-2018 To 18-MAY-2018

ICBF.com	No. Herds Recorded	No. Cows Recorded	Avg Herd Size	Best 20% SCC	Best 40% SCC	Average SCC**	Worst 40% SCC	Worst 20% SCC
Connaught	27	1,961	73	96	147	173	193	323
Leinster	119	14,177	119	88	120	145	186	227
Munster	443	42,802	97	95	135	161	187	266
Ulster	48	3,865	81	66	97	120	140	236
National Statistics	639	62,931	98	90	129	154	186	253

** Percentile Herd SCC Rank (Median SCC)

