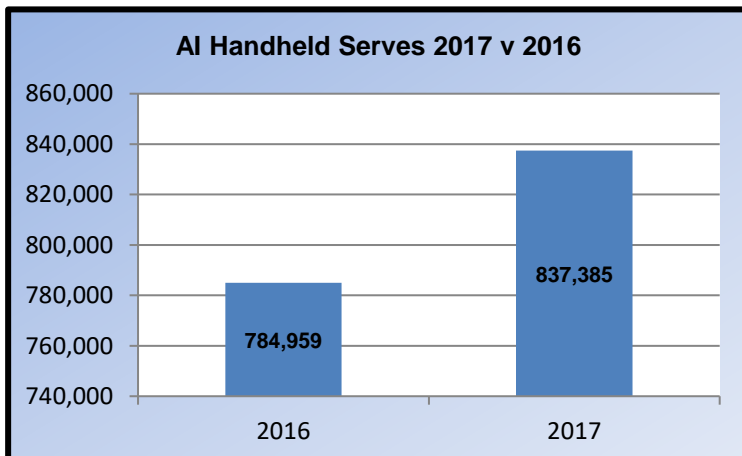
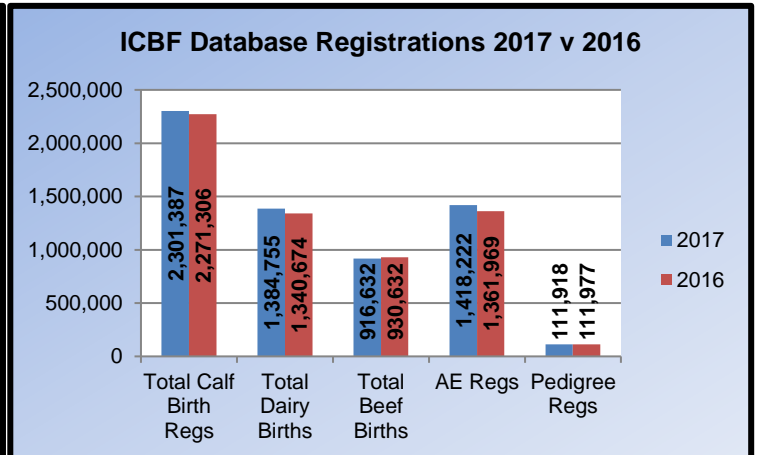
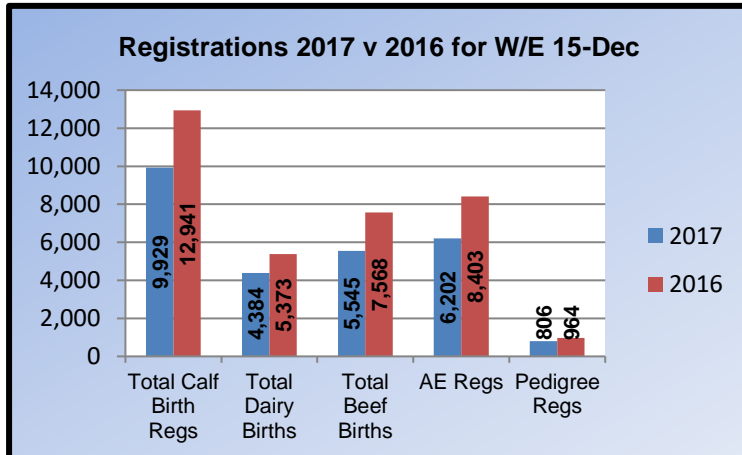


ICBF Weekly Update 15th December 2017

1 Important Dates

- Sheep Board Meeting** – Wednesday 24th January 2018 at 14:00, Killeshin Hotel, Portlaoise.
- ICBF Board Meeting** – Thursday 25th January 2018 at 10:30, Killeshin Hotel, Portlaoise.

2 Database



- The stats above are compiled with the assistance of DAFM AIM systems.
- BVD test results continue to be received at ICBF and are being processed accordingly. There have been 2,372,288 results received since January 1st, of which 13,482 have come in the last 7 days. Since the beginning of the voluntary phase in 2012, 11,902,517 results have now been received.
- The chart shows Inseminations recorded on AI Handhelds in 2017 compared with 2016.

3 Herd Plus®

- Recent analysis of the fertility performance of the national suckler herd shows that 5 star Replacement Index cows are delivering the best fertility performance for Irish suckler farmers (table 1). Click [here](#) for more details.



- The Euro-Star Index is a breeding index designed to aid beef farmers in the selection of more profitable breeding animals. Click [here](#) for more details.



- Farmers that don't record dry offs do not receive an accurate Annual Report for their herd or valid lactations for their animals that they have paid for. Click [here](#) for further details.



4 GENE IRELAND® Beef


- Sign-ups are continuing for the GI Beef Programme.
- 280 herds taking a total of 4160 straws have joined so far.
- The average order is 15 straws per herd.
- Details on the bulls available can be viewed on the ICBF website.
- To learn more or to order straws please telephone **023 8820452**.

Code	Name of Bull	Breed	Replacement Index	Across Breed Stars	Total Straws Ordered
AU4214	Johnstown Keith	AU	169	5	490
SA2366	Carrentubber Pinocchio	SA	153	5	425
SI4322	Kickhams Handsome	SI	145	5	180
AA4089	Intelagri Matteo ET	AA	109	5	460
SH4209	Stoneyroyd Halcyon Matrix P	SH	104	5	360
CH4218	Woodhead Meldrew	CH	99	5	165
BA2357	Terelton Isaac	BA	99	5	400
PT4215	Leacan King	PT	95	4	130
CH4213	Blanchefield Lester	CH	94	4	80
CH4320	Liseron	CH	86	4	155
LJE	Lislea Hermes	BA	82	4	375
HE4292	Allowdale Rory 594	HE	79	4	120

- Approximate total straws ordered to date for the bulls are detailed in table.

Tully

- On Monday 11/12/2017 the Gene Ireland Progeny Test Centre slaughtered 33 suckler bred steers and 18 suckler bred heifers at Slaney Foods International, Bunclody, Co. Wexford. Report to follow next week.



5 Milk Recording

National Milk Recording Statistics - Herds, Cows & EDIY 15/12/17						
Milk Recording Organisation	Total Herds Recorded YTD 15/12/17	No. EDIY Herds YTD 15/12/17	% Herds EDIY	Total No. Cows Recorded YTD 15/12/17	No. EDIY Cows YTD 15/12/17	% Cows EDIY
Munster	3,900	1,289	33%	398,831	143,646	36%
Progressive	2,370	1,013	43%	277,726	119,821	43%
Tipperary	113	51	45%	11,852	5,304	45%
Total	6,383	2,353	37%	688,409	268,771	39%

Recorded Cows by Milk Recording Organisation - Year on Year Comparison			
Milk Recording Organisation	YTD 2016 Cows Recorded 01/01/16 - 15/12/16	YTD 2017 Cows Recorded 01/01/17 - 15/12/17	2017 vs 2016 Year on Year Difference (%)
Munster	368,325	398,831	8.3%
Progressive	260,656	277,726	6.5%
Tipperary	11,591	11,852	2.3%
Total	640,572	688,409	7.5%

6 Sheep Ireland

LambPlus Sign-Ups 2018

Over the past few weeks hundreds of LambPlus Sign-Up Forms have been received and processed. Once again, the number of flocks that have signed up for LambPlus for 2018 has increased. This year has seen a total of 700 flocks signed up to participate in LambPlus for the coming year. This is an encouraging revelation, considering there is no Department of Agriculture scheme in place for 2018 to encourage commercial farmers to buy performance recorded rams. The increase in numbers is testament to the attitude of Pedigree Sheep Breeders around the country, who are buying into the process of performance recording their lambs. Pedigree Breeders are beginning to see that commercial farmers are placing more emphasis on the Euro-Star indexes, which is also reflected in the increase in flocks signing up for the coming year.

Cork East Regional Sheep Seminar

This week we attended a Teagasc mart event in Fermoy where we got a chance to promote and explain the genetic indexes. We see these as pivotal events to keep educating commercial sheep farmers.

Ram Plus Conception rates.

Provisional Ram plus conception rates are looking positive with conception rates between 75% and 81%. This will be a positive note for the ram plus scheme in 2018.

National Milk Recording Results for the 10 day period, 06-DEC-2017 To 15-DEC-2017

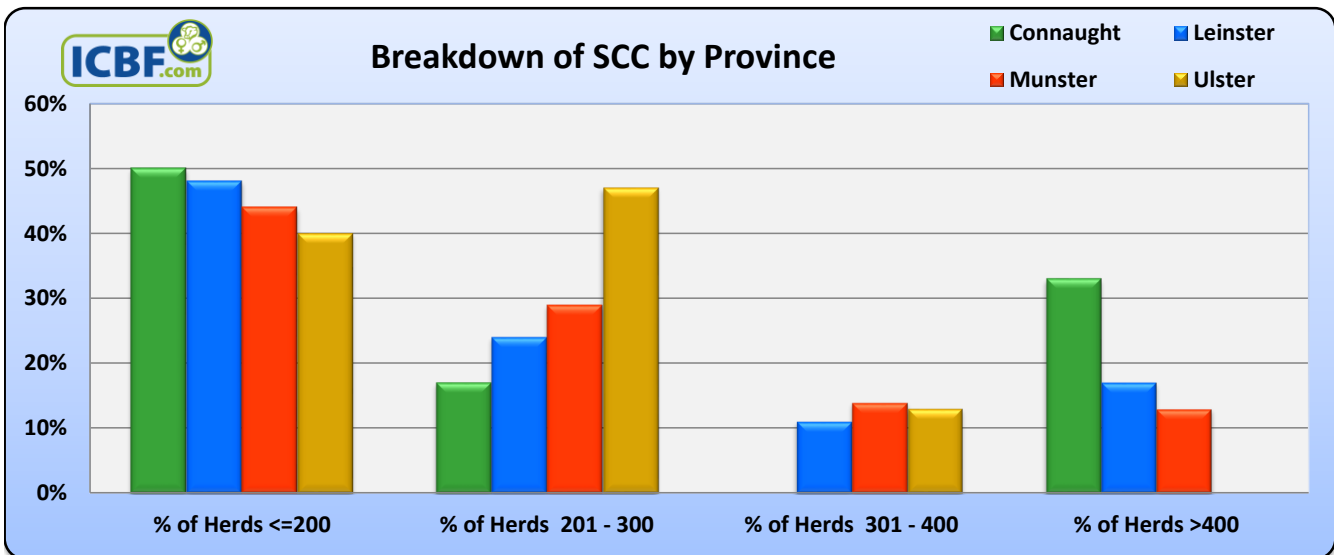
ICBF.com	No. Herds Recorded	No. Cows Recorded	Avg Herd Size	Avg Milk kg/Cow	Average Fat %	Average Protein %	Average F+P kg	Average SCC*
Connaught	6	311	52	20.7	4.38	3.42	1.60	236
Leinster	71	5,199	73	18.1	4.36	3.55	1.42	211
Munster	219	15,604	71	16.4	4.54	3.63	1.32	221
Ulster	15	911	61	17.8	4.23	3.50	1.37	196
National Statistics	311	22,025	71	16.9	4.48	3.60	1.35	218

* Geometric Mean Herd SCC

SCC Distribution for the 10 day period, 06-DEC-2017 To 15-DEC-2017

ICBF.com	No. Herds Recorded	No. Cows Recorded	Avg Herd Size	% of Herds <=200	% of Herds 201 - 300	% of Herds 301 - 400	% of Herds >400	Average SCC*
Connaught	6	311	52	50%	17%	0%	33%	236
Leinster	71	5,199	73	48%	24%	11%	17%	211
Munster	219	15,604	71	44%	29%	14%	13%	221
Ulster	15	911	61	40%	47%	13%	0%	196
National Statistics	311	22,025	71	45%	29%	13%	14%	218

* Geometric Mean Herd SCC



% Herd Breakdown for the 10 day period, 06-DEC-2017 To 15-DEC-2017								
ICBF.com	No. Herds Recorded	No. Cows Recorded	Avg Herd Size	Best 20% SCC	Best 40% SCC	Average SCC**	Worst 40% SCC	Worst 20% SCC
Connaught	6	311	52	139	155	216	276	417
Leinster	71	5,199	73	123	182	216	259	352
Munster	219	15,604	71	138	194	219	243	326
Ulster	15	911	61	117	207	216	231	286
National Statistics	311	22,025	71	135	191	219	246	335

** Percentile Herd SCC Rank (Median SCC)

