

Beef Calving Statistics
(01/07/2015 --- 30/06/2016)

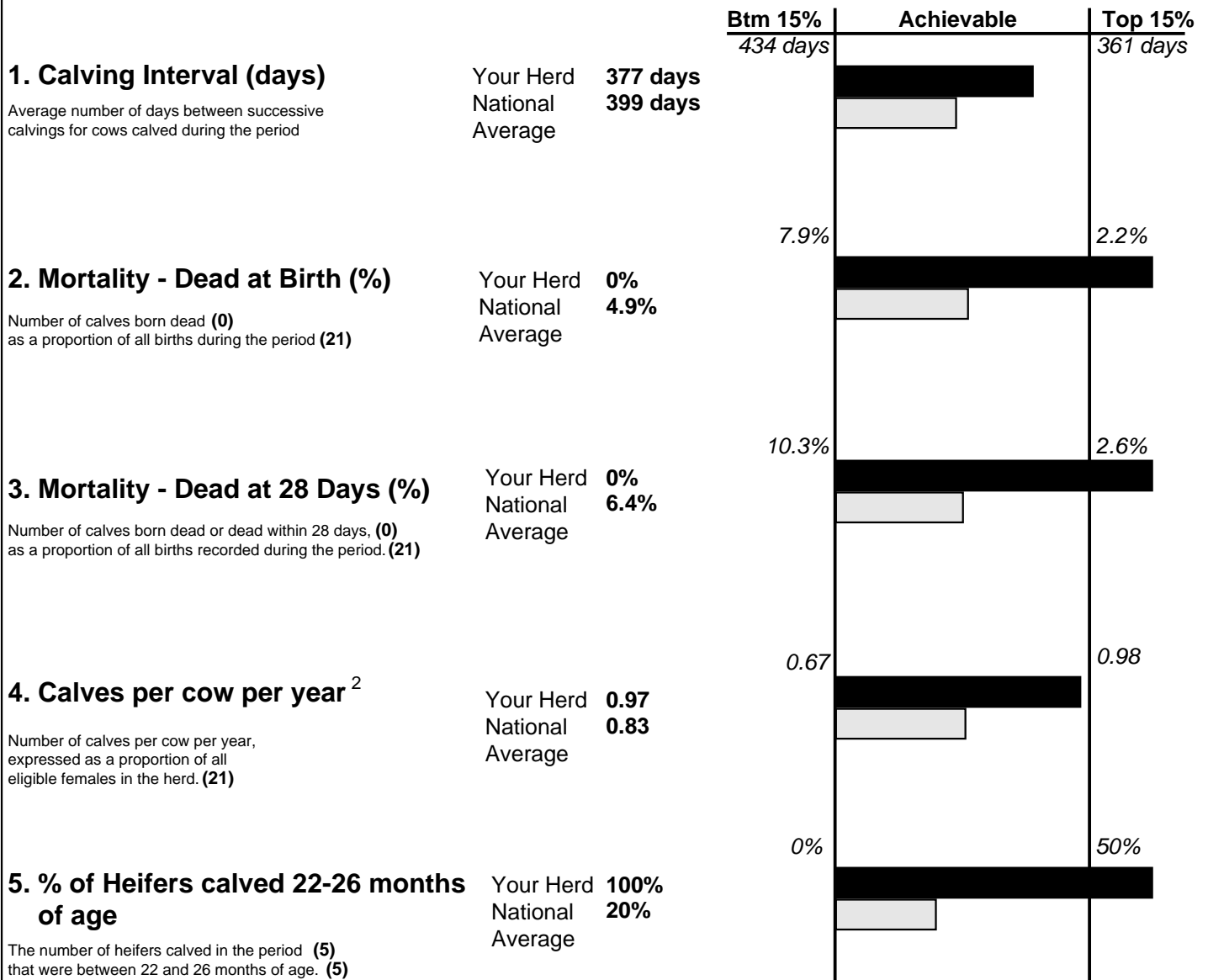
Herd Owner: **SAMPLE**
Herd Number: **IE1234567**
Page: **1(3)**

1. Summary Data

Report is based on beef cows with a calving record in the cattle breeding database and where the calving date is between 01/07/2015 and 30/06/2016 (Embryo births excluded)

	All	Heifers		All
Total Beef Calvings	21	5	No. of Cows not calved	0
No. of Calves - Live at Birth	21	5	No. of Calves - Live at 28 days	21
No. Calves - Dead at Birth	0	0	No. of eligible females¹	21
No. Male Calves - Live at Birth	8	3		
No. Female Calves - Live at Birth	13	2	Average age at calving	Cows 5y 1m Heifers 1y 11m

2. Top 5 Key Performance Indicators (KPI's)



1. Eligible females are defined as:

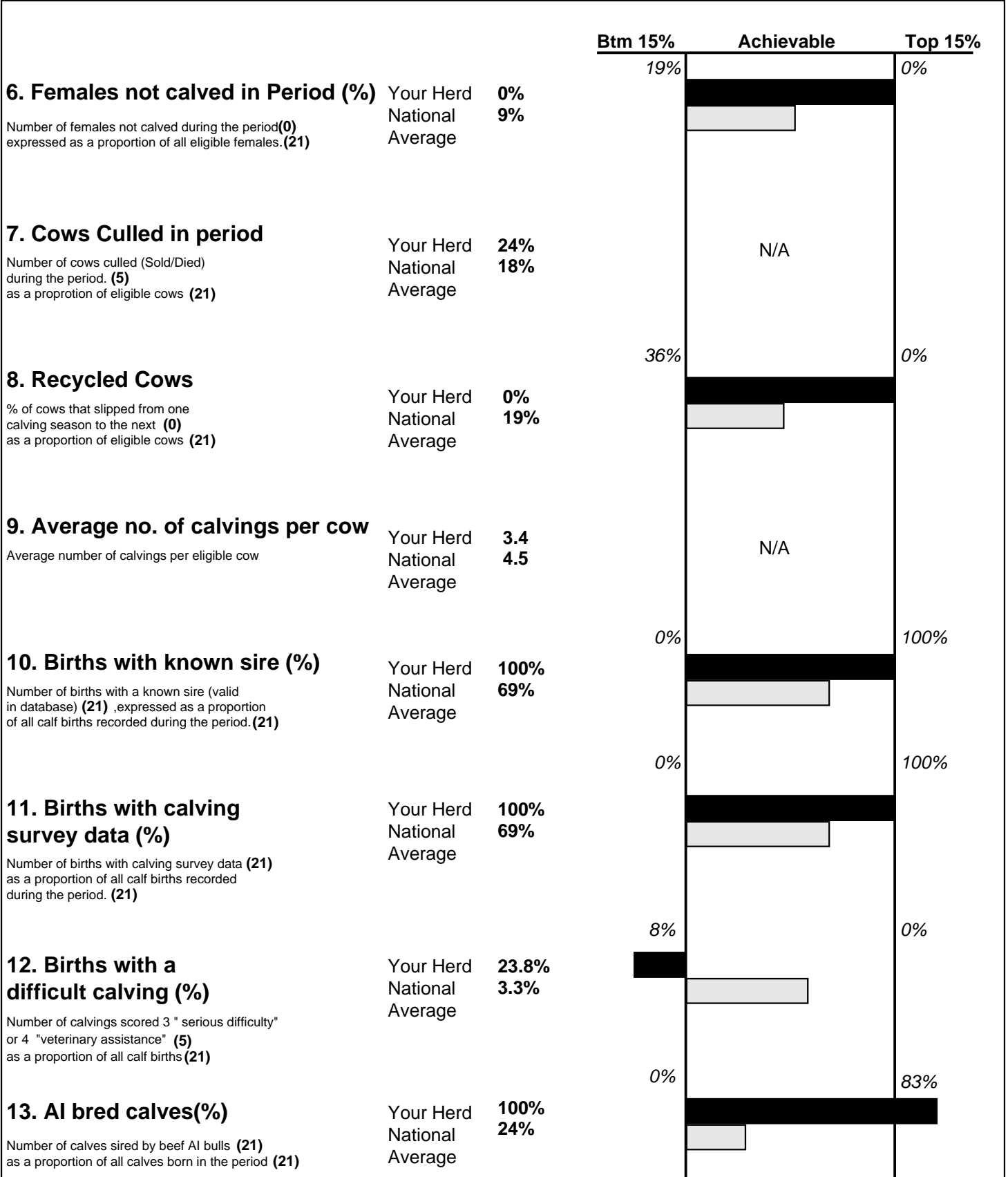
- All females that calved, in your herd, in the period from 01/07/2015 – 30/06/2016.
- All females that calved, at any time, before 01/07/2015, did not calve in the report period and are still in your herd on 01/07/2016.

2. The calves per cow per year figure is calculated as follows:

- (365 / Your calving interval figure) x (No. of calves alive at 28 days / No. of eligible females)

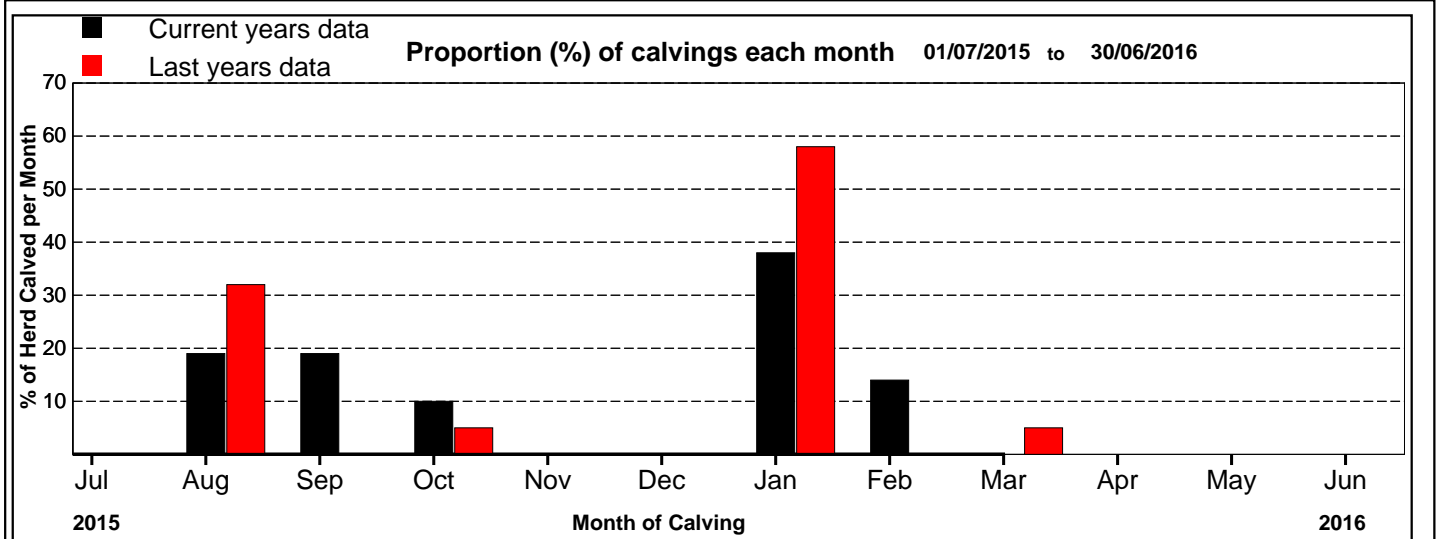
Herd Owner: **SAMPLE**
Herd Number: **IE1234567**
Page: **2(3)**

3. Other Performance Indicators



Herd Owner: SAMPLE
Herd Number: IE1234567
Page: 3(3)

4. Current Calving Pattern



Number of Months with a Calving = 5

Month	No. Calved	% Calved	Month	No. Calved	% Calved
Jul	0	0	Jan	8	38
Aug	4	19	Feb	3	14
Sep	4	19	Mar	0	0
Oct	2	10	Apr	0	0
Nov	0	0	May	0	0
Dec	0	0	Jun	0	0

Calving Survey Data (1-4)

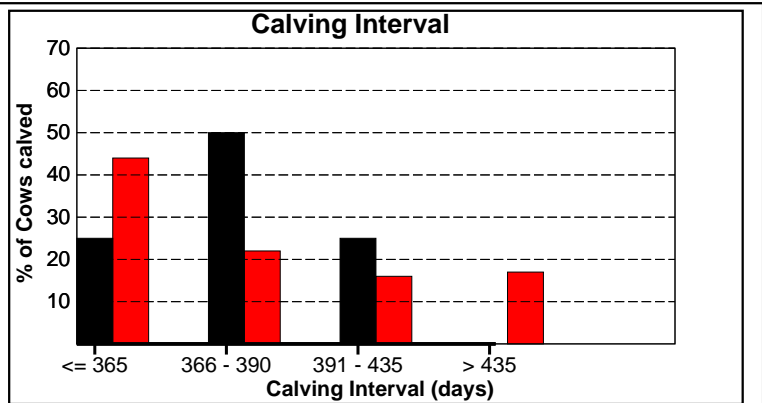
	No.	%
Calves Born	21	-
With a Calving Survey	21	100%
Breakdown of Data		
	No.	%
1 (Normal)	12	57
2 (Some Assistance)	4	19
3 (Serious Difficulty)	3	14
4 (Veterinary Assistance)	2	10

5. Additional Information

A. Calving Interval

Calving Interval	No. Calved	% Calved
% Cows calved <= 365 days	4	25
% Cows calved 366 - 390 days	8	50
% Cows calved 391 - 435 days	4	25
% Cows calved > 435 days	0	0

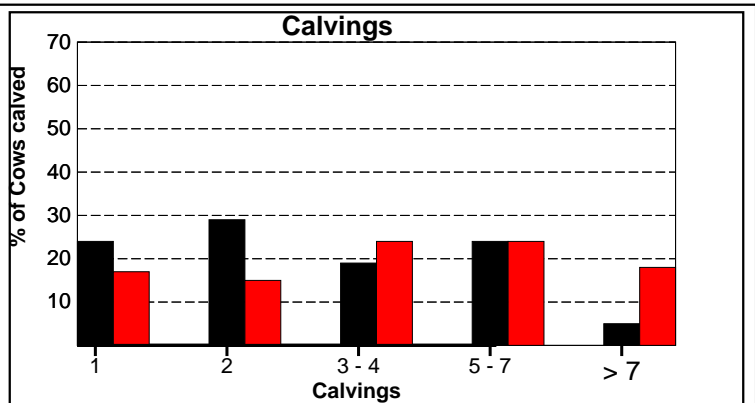
■ Your Herd
■ National Average



B. Number of Calvings

Calvings	No. cows	% of cows
1st Calving	5	24
2nd Calving	6	29
3rd - 4th Calving	4	19
5th - 7th Calving	5	24
> 7th Calving	1	5

■ Your Herd
■ National Average



Beef Calving Report - Section A

Cows calved more than once (ordered by Avg. Calving Interval)

Note: Attention should be given to those cows with high Calving Intervals (>390) - They may have reproductive problems and should be investigated further.

Jumbo	Animal Number	Breed	Age	No of Calvings	Age at First Calving (mths)	Last Calving Date	Last Calv Diff	Last Calv Interval	Avg. Calv Interval
123	IE123456770123	LMX	8y 8m	6	29	26-Jan-16	2	381	398
106	IE123456760106	LMX	10y 8m	8	29	13-Feb-16	1	389	386
201	IE123456720201	SI	3y 10m	2	25	29-Jan-16	2	381	381
178	IE123456740178	SIX	5y 3m	3	29	10-Feb-16	3	393	379
210	IE123456730210	LMX	3y 2m	2	25	25-Sep-16	1	377	377
157	IE123456780157	LMX	6y 8m	5	29	21-Sep-16	1	370	374
192	IE123456720192	SIX	4y 6m	3	28	29-Aug-16	1	328	374
199	IE123456790199	SIX	3y 11m	2	25	24-Jan-16	4	372	372
137	IE123456740137	SIX	7y 9m	6	31	28-Aug-16	1	371	365
130	IE123456760130	SAX	8y 8m	7	29	14-Aug-16	1	339	365
205	IE123456760205	SIX	3y 9m	2	24	12-Jan-16	1	365	365
194	IE123456740194	SIX	4y 3m	2	29	09-Jan-16	2	361	361
154	IE123456750154	LMX	6y 9m	5	24	21-Jan-16	3	371	357
174	IE123456790174	CHX	5y 8m	4	31	13-Aug-16	3	360	354
206	IE123456770206	SIX	3y 9m	2	26	11-Feb-16	1	326	326

* No of Calvings: Embryo calves are not included.

**Animal Flushed: Calving Interval Figures may be skewed.

Herd Owner: SAMPLE
Herd Number: IE1234567
Page: 2(2)

Beef Calving Report - Section B

1st Calved Heifers (ordered by Jumbo)

Jumbo	Animal Number	Breed	Age at First Calving (Mths)	Last Calving Date	Last Calving Diff
214	IE123456770214	SIX	23	17-Aug-15	1
217	IE123456710217	SIX	24	14-Jan-16	2
221	IE123456760221	LMX	25	28-Jan-16	1

* No of Calvings: Embryo calves are not included.