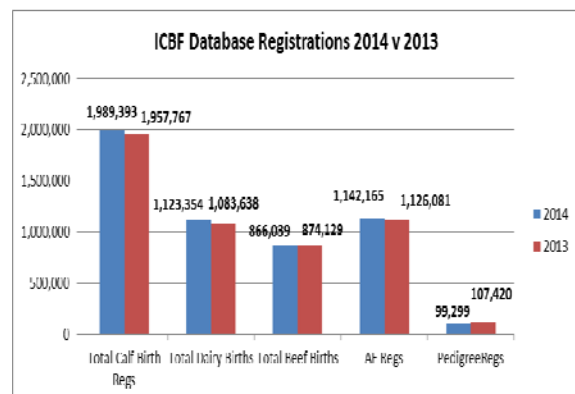
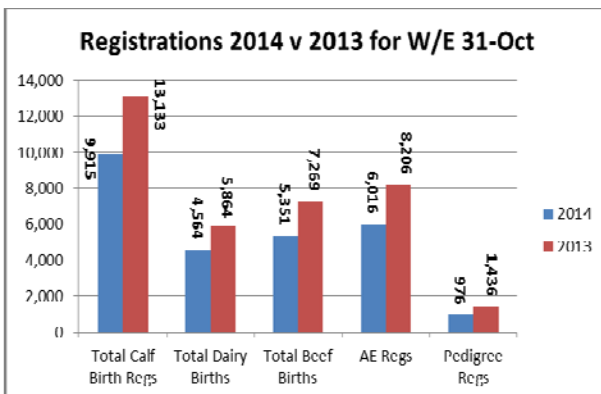


ICBF Weekly Update 31st October 2014

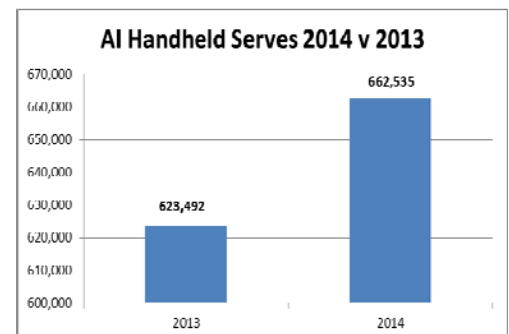
1 Important Dates

- ✚ **Audit & Finance Sub Committee Meeting** – Thursday 4th December 2014, 10:30 to 13:00, Horse & Jockey Hotel.
- ✚ **ICBF Board Meeting** – Thursday 18th December 2014, 10:30 to 13:30, Killeshin Hotel, Portlaoise.
- ✚ **Sheep Ireland Board Meeting** – Thursday 18th December 2014, 14:00 to 16:30, Killeshin Hotel, Portlaoise.

2 Database



- ✚ The stats above are compiled with the assistance of DAFM AIM systems.
- ✚ BVD test results continue to be received at ICBF and are being processed accordingly. There have been 2,133,000 results received since January 1st, of which 15,000 have come in the last 7 days. Since the beginning of the voluntary phase in 2012 4.79 million results have now been received.
- ✚ The graph shows inseminations recorded on AI Handhelds in 2013 compared with 2014.



3 Herd Plus®

- ✚ The BTAP deadline is today 31st Oct. Any farmers or advisors that need to record data on the ICBF database to satisfy requirements should do so ASAP. ICBF relevant tasks can be checked in the BTAP section of each farmer's ICBF login screen.
- ✚ Forms for the Beef Data Programme (BDP) have been posted to participating farmers who have not already recorded the required information online. Forms should be filled and posted back in the enclosed envelope ASAP. Alternatively, farmers can record this data online through www.icbf.com, www.agfood.ie or through a farm software package. It is vitally important that farmers endeavour to record this information as accurately and completely as possible as it is used in genetic evaluations.
- ✚ Any dairy farmers that are currently drying off cows need to make sure that the dry off dates are recorded in the ICBF database. These dates are important in order to make sure that milk recording data is as accurate as possible. Dry off dates can be recorded online.

- 1,200 fertility reports were posted to dairy HerdPlus customers in the last week. This report allows a farmer to fully assess the fertility performance of their herd. Submission and conception rates are generated based on recorded serves. Any farmers that did not submit serve and scan data in time can still do so online and generate the report.

4 Genetic Evaluations

- Conversion of factory image data from 15 factories for period April 2013 to April 2014 has been completed. Data will be included in December routine evaluation.
- Results of monthly beef evaluation for newly scored animals have been uploaded to database.
- Genetic evaluations (for December routine run) have commenced.
- Ongoing research is continuing on calving and other traits.

5 GENÉIRELAND® - Beef

- 163 herds taking a total of 2670 straws have joined so far.
- The average order is 16 straws.
- The 2 Limousin bulls ZCH and OHT reached the 500 straws target this week.
- To learn more or to order straws please phone 1850 600 900.
- The catalogue is available to view on the ICBF website
- Approx total straws ordered to date for the 16 remaining bulls are in the table.

Table 1. List of Bulls currently on-test

Code	Name of Bull	Breed	Straws Ordered
JBS	Steil Jacob	AA	130
VEZ	Balinclea Iveco	AU	250
SGA	Scaughmolin G Mail	BA	145
AGY	Rosemount Giga ET	BB	235
RFF	Ringfort Goulu	BB	50
YCM	Clewbay High-Master	CH	355
GEZ	Gedeon	CH	165
YKM	Moyclare Lucky	HE	90
OKH	Keltic Handsome	LM	420
XGL	Glorieux	LM	90
AYH	Lisnagranchy Hulio	PT	305
ZYH	Alamira Harry	PT	210
KTM	Knottown Michael	SA	255
ZBZ	Breffni Muzz	SA	80
EMS	Doon Erasmus (P)	SH	55
LZZ	Lisnacraan Demertios	SI	460

6 Milk Recording

National Milk Recording Statistics - Herds, Cows & EDIY 31/10/14						
Milk Recording Organisation	Total Herds Recorded YTD 31/10/14	No. EDIY Herds YTD 31/10/14	% Herds EDIY	Total No. Cows Recorded YTD 31/10/14	No. EDIY Cows YTD 31/10/14	% Cows EDIY
Munster	3,890	1,168	30%	333,974	106,542	32%
Progressive	2,520	1,100	44%	242,730	105,896	44%
Tipperary	117	46	39%	10,367	4,120	40%
Total	6,527	2,314	35%	587,071	216,558	37%

Recorded Cows by Milk Recording Organisation - Year on Year Comparison			
Milk Recording Organisation	YTD 2010 Cows Recorded 01/01/13 - 31/10/13	YTD 2011 Cows Recorded 01/01/14 - 31/10/14	2014 vs 2013 Year on Year Difference (%)
Munster	311,783	333,974	6.6%
Progressive	234,745	242,730	3.3%
Tipperary	10,122	10,367	2.4%
Total	556,650	587,071	5.2%

7 Sheep Ireland

LambPlus Sign Ups/Renewals

- LambPlus renewals/ Sign Ups have been sent out this week to all existing LambPlus breeders as well as hundreds of non-LambPlus breeders. The deadline for renewing/ signing up to LambPlus this year is December 1st. This is in a bid to have all new and existing flocks set up on the database before lambing so that there is no delay in lambing data being recorded. This year we are also requesting breeders to input any remaining NSIS numbers for the animals in their LambPlus flocks that are currently only being identified by a pedigree ID. We have also taken steps this year to reduce the number of flocks recording on paper as flocks can receive much more up to date information when recording online (reports, stars etc) and the resources to key this data is also very limited. The aim is to move to a 100% online recording scheme in 2016.
- If you have not received a Sign Up and Inventory form and would like to get one you can visit www.sheep.ie or call us on 1850 601 901 for more information. This is open to both pedigree and commercial farmers

LambPlus Regional meetings

- The annual LambPlus regional meetings have been set for 2014 (Dates and venues below). A strong attendance is critical at these meetings. The current sheep breed improvement is by no means the 'finished article', but we can only make progress through active engagement with the countries pedigree ram breeders and commercial farmers. A number of changes will be implemented to the LambPlus service in 2015 as a result of both farmer and breeder feedback during 2014 and these will be presented at each meeting. Sheep Ireland will also be demonstrating new website screens on the night. The new screens are aimed at being more user friendly and therefore helping to increase the quantity and quality of data recorded.

Meeting Date	Meeting Location	Venue	Time of meeting
Mon 10/11/14	Mallow	Hibernian Hotel	7:30
Tue 11/11/14	Tuam	Ard Ri Hotel	7:30
Wed 12/11/14	Navan	Newgrange Hotel	7:30
Thur 13/11/14	Ballybofey	Jacksons Hotel	7:30
Mon 17/11/14	Kilkenny	New Park Hotel	7:30

DNA Collection

Sheep Ireland has made contact with several of the smaller breed societies in order to collect DNA from some of their stock rams to establish if genomics will be possible for these breeds in the near future. We are aiming to collect 40 samples per breed from around the country and these will be collected by breed society representatives using DNA ear punch kits which are being supplied by Sheep Ireland. Once all the DNA is collected it will be sent for analysis and we will be able to establish which breeds can avail of genomics.

Sean Coughlan Chief Executive, ICBF & Sheep Ireland, Highfield House, Shinagh, Bandon Co. Cork., Phone: +353 238 820 222, Mobile: +353 872903121, Email scoughlan@icbf.com, **Registered Office:** Irish Cattle Breeding Federation Society Ltd trading as "ICBF", Highfield House, Shinagh, Bandon, Co Cork. Registered Dublin, Ireland. Registration Number 4914R, Industrial and Provident Societies Acts, 1893 to 1978. Web: www.icbf.com. **Registered Office:** Sheep Database Ltd trading as "Sheep Ireland". Highfield House, Shinagh, Bandon, Co Cork. Registered Dublin, Ireland. Registration Number 465004, Companies Acts 1963 to 2006. Web: www.sheep.ie.

National Milk Recording Results for the 10 day period, 22-OCT-2014 To 31-OCT-2014

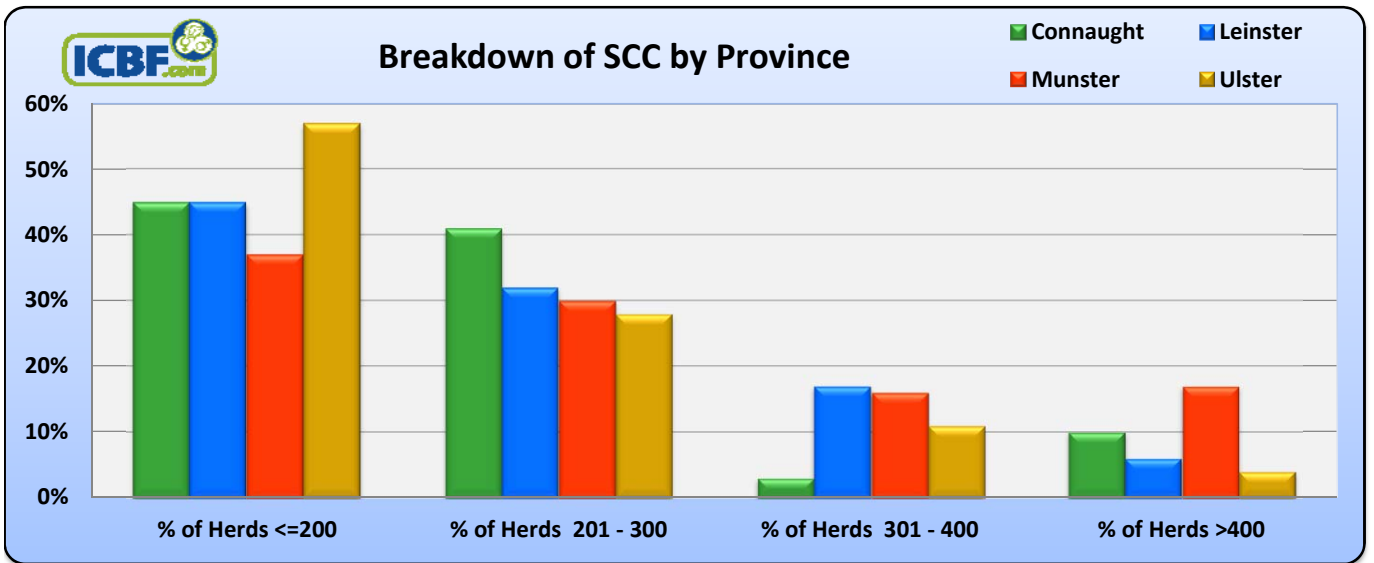
ICBF	No. Herds Recorded	No. Cows Recorded	Avg Herd Size	Avg Milk kg/Cow	Average Fat %	Average Protein %	Average F+P kg	Average SCC*
Connaught	29	1,827	63	16.4	4.44	3.84	1.34	207
Leinster	143	10,199	71	16.1	4.49	3.87	1.33	208
Munster	489	35,227	72	14.7	4.61	3.98	1.25	245
Ulster	47	2,757	59	18.5	4.33	3.73	1.47	194
National Statistics	708	50,010	71	15.3	4.56	3.94	1.28	232

* Geometric Mean Herd SCC

SCC Distribution for the 10 day period, 22-OCT-2014 To 31-OCT-2014

ICBF	No. Herds Recorded	No. Cows Recorded	Avg Herd Size	% of Herds <=200	% of Herds 201 - 300	% of Herds 301 - 400	% of Herds >400	Average SCC*
Connaught	29	1,827	63	45%	41%	3%	10%	207
Leinster	143	10,199	71	45%	32%	17%	6%	208
Munster	489	35,227	72	37%	30%	16%	17%	245
Ulster	47	2,757	59	57%	28%	11%	4%	194
National Statistics	708	50,010	71	40%	31%	16%	13%	232

* Geometric Mean Herd SCC



% Herd Breakdown for the 10 day period, 22-OCT-2014 To 31-OCT-2014								
ICBF	No. Herds Recorded	No. Cows Recorded	Avg Herd Size	Best 20% SCC	Best 40% SCC	Average SCC**	Worst 40% SCC	Worst 20% SCC
Connaught	29	1,827	63	137	188	217	227	290
Leinster	143	10,199	71	137	183	211	236	311
Munster	489	35,227	72	159	209	236	268	370
Ulster	47	2,757	59	137	164	184	211	272
National Statistics	708	50,010	71	148	200	227	253	356

** Percentile Herd SCC Rank (Median SCC)

