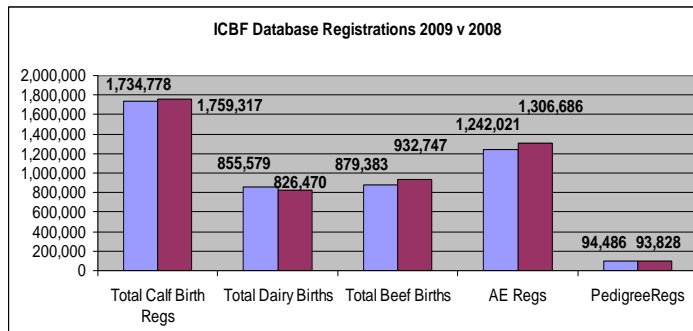
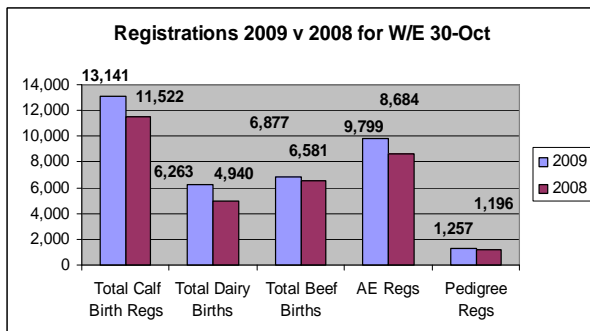


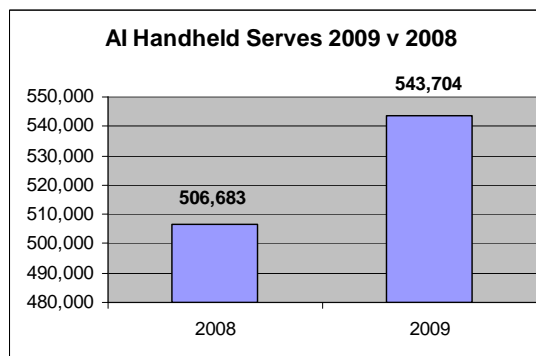
## 1. Important Dates

- ✚ **ICBF Audit & Finance Sub Committee** – Friday 27<sup>th</sup> November 10:30 -14:00 – Horse & Jockey.
- ✚ **GENEIRELAND® & HerdPlus® Dairy Conference** – Thursday 10<sup>th</sup> December (please note: changed from 29<sup>th</sup> Oct), Corrin Mart, Rathcormac, Co. Cork.

## 2. Database



- ✚ All suckler scheme herds with a calving in 2009 have now received their first pre-weaning form. The number of 2009 born calves with meal introduced is 416,000, with the number of animals weaned at 152,000.
- ✚ All four milk recording organisations are now live on the new Milk Recording system. Further updates to the software have been completed this week. Once the start-up issues have been dealt with, we will be retiring the IRIS application completely.
- ✚ Work is continuing on updating the Sales Catalogue template for beef animals based on feedback received during the recent industry meeting. The intention is to have this completed next week.
- ✚ Final updates to the Taurus application around pedigree cert generation are being completed.
- ✚ Development on the new AI code application has been completed and testing will begin next week.
- ✚ The graph shows Inseminations recoded on AI Handhelds in 2009 compared with 2008. There are more technicians using the handhelds in 2009 than there were in 2008.



## 3. HerdPlus®

- ✚ Herdplus® staff made a presentation at the LIC/Eurogene Herd Fertility meetings held this week in Silversprings, Cork and Woodlands, Adare. It covered the topics of Recording inseminations and pregnancy data, viewing fertility profiles and generating and understanding the HerdPlus® Fertility reports. The meetings are being well attended and will continue for the coming three weeks throughout the country (see <http://www.icbf.com/publications/index.php> for copy of presentation).
- ✚ This week we put in place a new online sign up service, where farmers can sign up to the Dairy or Beef version of herdplus online using a credit or laser card. (see <http://www.icbf.com/services/herdplus/index.php>)

- The ICBF Active Bull List for Dairy AI Sires (Autumn 2009) is now available here [http://www.icbf.com/services/evaluations/active\\_bull\\_lists.php](http://www.icbf.com/services/evaluations/active_bull_lists.php). A copy is also attached.

#### 4. GENIreland®

##### Dairy

- There are 99 herds now signed up to the Autumn 2009 program, taking a total of 3,670 straws.

##### Beef

- Sign ups are going well with 159 herds taking part so far.
- Limousin bull RHF reached 700 straws becoming the 9<sup>th</sup> Limousin to be tested.
- Straws of new Belgian Bull (SEU) now available (see picture on right).
- Total straws sent out per bull currently on the panel are in the table below.



BREED	CH	CH	LM	SI	BB	AA	BA	PT	SA	SH	HE
CODE	VHC	CWB	FL29	RWV	SEU	RWB	WOA	KCP	BHU	CZB	AGI
STRAWS	170	460	200	600	180	345	580	470	155	317	75

#### 5. Genetic Evaluations – Beef & Sheep

##### Beef

- Refinements to the new beef linear evaluation are nearing completion. These includes the construction of a functionality index for feet and leg traits and presentation of these traits in the new catalogue.
- Refinements to the new docility evaluation are also nearing completion. Work included some extra editing criteria on the animal welfare trait.

##### Sheep

- The model using a test dataset to evaluate different methods to account for breed differences is completed. A note is being made to summarise the findings. Breed specificities have been accounted for via a main breed effect, fixed regression of breed fraction, and breed groups in the pedigree.
- The current multitrait models with maternal effects (production, lambing, reproduction) developed by P Amer & T Byrne at AbacusBio have been transferred with success from ASrml to Mix99, a computational package developed specifically for breeding values estimation. The correlations between proofs out of the 2 systems are high and vary with the traits. A note on that piece of work will be provided in the coming days. The reliability computation using Mix99 is currently under construction.

## 6. Milk Recording

### National Milk Recording Results by County - 10 day Period 20/09/09 to 30/10/09.

	No. Herds Recorded	No. Cows Recorded	Average Herd Size	Average 24hr Milk kg/Cow	Average Fat %	Average Protein %	Average F + P kg	Average SCC
CARLOW	6	365	61	17.3	4.24	3.61	1.36	267
CAVAN	14	701	50	15.9	4.16	3.70	1.25	383
CLARE	27	1,511	56	13.0	4.28	3.71	1.04	390
CORK STH	204	13,101	64	15.6	4.28	3.80	1.26	324
CORK NTH	204	13,599	67	15.8	4.44	3.90	1.32	321
DONEGAL	7	634	91	16.9	4.53	3.79	1.41	275
DUBLIN	5	378	76	19.1	4.84	3.57	1.61	438
GALWAY	17	830	49	18.7	3.99	3.64	1.43	343
KERRY	88	5,312	60	14.8	4.14	3.70	1.16	398
KILDARE	12	666	56	22.7	4.15	3.64	1.77	268
KILKENNY	29	1,512	52	15.3	4.39	3.92	1.27	312
LAOIS	23	1,637	71	15.3	4.41	3.86	1.27	345
LEITRIM	1	66	66	24.0	4.19	3.59	1.87	279
LIMERICK	86	5,438	63	15.2	4.23	3.78	1.22	369
LONGFORD	10	532	53	14.4	4.37	3.76	1.17	380
LOUTH	12	643	54	18.1	3.83	3.54	1.33	419
MAYO	22	945	43	19.6	3.78	3.75	1.48	329
MEATH	21	1,420	68	20.7	3.83	3.42	1.50	427
MONAGHAN	22	953	43	15.1	4.26	3.69	1.20	393
OFFALY	15	703	47	14.9	4.20	3.73	1.18	316
ROSCOMMON	2	108	54	15.0	4.62	3.79	1.26	598
SLIGO	6	283	47	18.3	4.00	3.64	1.40	248
TIPPERARY NTH	55	3,677	67	13.5	4.58	3.94	1.15	408
TIPPERARY STH	44	3,621	82	13.6	4.38	3.83	1.12	300
WATERFORD	47	3,309	70	15.9	4.37	3.84	1.31	303
WESTMEATH	9	460	51	16.0	4.29	3.74	1.28	367
WEXFORD	41	2,171	53	16.0	4.14	3.76	1.26	341
WICKLOW E	13	464	36	17.1	3.84	3.54	1.26	342
WICKLOW W	4	354	89	20.7	4.73	3.45	1.69	587
	No. Herds Recorded	No. Cows Recorded	Average Herd Size	Average 24hr Milk kg/Cow	Average Fat %	Average Protein %	Average F + P kg	Average SCC
National	1,046	65,393	60	16.8	4.26	3.71	1.34	361

### National Milk Recording Averages by Province - 10 day Period 20/09/09 to 30/10/09.

Provincial	No. Herds Recorded	No. Cows Recorded	Average Herd Size	Average 24hr Milk kg/Cow	Average Fat %	Average Protein %	Average F + P kg	Average SCC
Munster	755	49,568	66	14.7	4.34	3.81	1.20	352
Leinster	200	11,305	57	17.5	4.25	3.66	1.38	370
Connacht	48	2,232	47	19.1	4.12	3.68	1.49	359
Ulster	43	2,288	53	16.0	4.32	3.73	1.28	350

**National Milk Recording Statistics - Herds, Cows & EDIY 30/10/09**

Milk Recording Organisation	Total Herds Recorded YTD 30/10/09	No. EDIY Herds YTD 30/10/09	% Herds EDIY	Total No. Cows Recorded YTD 30/10/09	No. EDIY Cows YTD 30/10/09	% Cows EDIY
<b>Progressive</b>	2,081	850	41%	178,340	72,345	41%
<b>Dairygold</b>	1,508	567	38%	117,099	46,216	39%
<b>Kerry</b>	891	66	7%	62,467	4,246	7%
<b>SWS</b>	857	114	13%	61,912	8,942	14%
<b>Tipperary</b>	137	56	41%	11,149	5,009	45%
<b>Arrabawn</b>	141	116	82%	11,882	10,125	85%
<b>Connacht</b>	143	52	36%	9,753	3,556	36%
<b>Donegal</b>	33	33	100%	3,918	3,918	100%
<b>Total</b>	<b>5,791</b>	<b>1,854</b>	<b>32%</b>	<b>456,520</b>	<b>154,357</b>	<b>34%</b>

**Recorded Cows by Milk Recording Organisation - Year on Year Comparison**

Milk Recording Organisation	YTD 2008 Cows Recorded 01/01/08 - 30/10/08	YTD 2009 Cows Recorded 01/01/09 - 30/10/09	2009 vs 2008 Year on Year Difference (%)
<b>Progressive</b>	182,771	178,340	-2.5%
<b>Dairygold</b>	126,096	117,099	-7.7%
<b>Kerry</b>	79,199	62,467	-26.8%
<b>SWS</b>	62,193	61,912	-0.5%
<b>Tipperary</b>	13,094	11,149	-17.4%
<b>Arrabawn</b>	12,928	11,882	-8.8%
<b>Connacht</b>	10,585	9,753	-8.5%
<b>Donegal</b>	4,792	3,918	-22.3%
<b>Total</b>	<b>491,658</b>	<b>456,520</b>	<b>-7.7%</b>

Brian Wickham Ph.D. Chief Executive Irish Cattle Breeding Federation Soc. Ltd, Highfield House, Shinagh, Bandon, Co. Cork, Ireland, Phone office +353 (0)23 882 0222, mobile +353 (0)86 826 9911 Fax office +353 (0)23 882 0229 E-Mail [bwickham@icbf.com](mailto:bwickham@icbf.com) ICBF Web site [www.icbf.com](http://www.icbf.com)





# ICBF Active Bull List - Dairy AI Sires - Autumn 2009.



Bull Details					EBI & Proof Details				EBI Sub Indexes					Key Profit Traits								Semen Details			
Rk	Code	Name of Bull	Sire	Hol	EBI	Rel%	Range	Proof	Milk	Fert	Calv	Beef	Hlth	M Kg	F Kg	P Kg	F%	P%	CI	SU%	CD%	GL	Pr	Av	Supplier
40	DXR	DERRYCOOLE CAMS	BGZ	56	€177	44%	+/- €88	GS	€55	€124	€9	-€11	-€1	92	8.1	7.7	0.09	0.09	-6.8	3.8	7.0	-1.7	€18	H	NCBC
41	VMG	BALLIVOR MANGO ET	OJI	100	€176	70%	+/- €64	DP-IRL	€89	€62	€40	-€16	€1	377	15.5	15.0	0.02	0.05	-3.2	2.2	1.7	-3.7	€19	H	NCBC
42	TZU	CATLANE CARACTACUS	CTZ	0	€176	46%	+/- €86	GS	-€22	€168	€33	-€14	€10	-185	-5.1	-4.6	0.04	0.03	-9.8	4.6	1.6	-2.9	€18	H	NCBC
43	PEM	PINE-TREE MARTHA SHOLTEN	PNH	100	€175	36%	+/- €94	GS	€71	€83	€26	-€10	€5	287	11.1	12.0	0.01	0.05	-4.3	2.8	2.4	-1.7	€18	M	ABS
44	MTW	MARS OPTOWN	OJI	100	€174	49%	+/- €84	GS	€119	€51	€19	-€14	-€1	345	21.6	17.8	0.16	0.12	-2.1	2.4	1.7	-0.3	€18	H	NCBC
45	OES	OMNES	OJI	100	€174	46%	+/- €86	DP-INT	€64	€74	€34	-€7	€9	341	8.1	12.2	-0.09	0.02	-4.3	2.0	1.7	-2.5	€22	H	Dovea
46	KMA	KNOCKSOUNA MARS	MAU	88	€173	48%	+/- €85	GS	€58	€114	€13	-€12	-€1	-9	4.8	7.4	0.10	0.15	-7.1	2.7	3.8	-1.0	€18	H	NCBC
47	VUT	VOUSTER	OJI	100	€173	49%	+/- €84	DP-INT	€108	€36	€27	-€5	€6	441	19.0	17.9	0.04	0.06	-1.5	1.6	1.7	-1.8	€19	H	Eurogene/LIC
48	WWY	WINNING WAY MYLES	OJI	100	€171	56%	+/- €78	GS	€77	€66	€33	-€11	€6	497	12.4	15.4	-0.11	-0.02	-2.0	3.7	1.8	-2.5	€20	H	ABS
49	RMZ	RALMO OMAN CF CREST	OJI	100	€171	66%	+/- €69	GS	€61	€76	€39	-€15	€10	221	11.4	9.6	0.06	0.04	-4.3	2.2	1.7	-3.2	€22	H	Eurogene/LIC
50	ERZ	BERTE	Bonus	100	€167	61%	+/- €73	DP-INT	€9	€140	€18	-€3	€2	133	2.1	2.7	-0.05	-0.03	-6.5	5.6	0.8	-1.0	€18	M	ABS
51	VSC	VOSAC MAN	OJI	100	€166	49%	+/- €84	DP-INT	€89	€42	€32	-€5	€8	403	11.4	16.0	-0.07	0.05	-1.2	2.4	2.3	-2.5	€23	M	Eurogene/LIC
52	VUC	VAUCLUSE	OJI	100	€166	48%	+/- €85	DP-INT	€102	€32	€27	-€3	€8	537	18.2	18.5	-0.04	0.01	-0.9	1.8	1.7	-1.8	€20	H	Dovea
53	VML	BARROWVALE MARTELL 12	CAR	0	€166	63%	+/- €72	DP-IRL	€31	€105	€22	-€4	€12	-39	5.0	3.0	0.13	0.09	-6.2	2.8	2.1	-1.8	€19	H	NCBC
54	BYH	BALLYBRIDE SHERRY DANO	HZO	38	€163	43%	+/- €89	GS	€94	€68	€16	-€18	€3	161	17.7	12.5	0.22	0.14	-3.6	2.3	3.6	-1.0	€18	H	NCBC
55	SKV	SCOTTS KL DANCER-ET S3F	Lancer	100	€163	39%	+/- €92	GS	€99	€78	€20	-€27	-€7	169	13.7	14.1	0.14	0.16	-4.7	1.9	1.8	-1.1	€16	L	Eurogene/LIC
56	WUZ	WINDSOR-MANOR DURHAM ZEUS	Durham	100	€162	67%	+/- €68	DP-INT	€52	€92	€16	-€2	€4	341	3.7	11.3	-0.17	0.00	-4.2	3.8	3.2	-0.7	€23	H	NCBC
57	TLV	GLEN-TOCTIN ALTA OMAX	OJI	100	€159	51%	+/- €82	DP-INT	€91	€40	€30	-€5	€4	415	16.1	15.6	0.01	0.03	-1.9	1.6	2.1	-2.2	€24	H	ALTA
58	RTR	ROTARY	RXO	100	€159	53%	+/- €81	DP-INT	€61	€76	€26	-€18	€13	401	9.8	12.3	-0.10	-0.02	-4.1	2.5	1.7	-1.8	€23	H	Dovea
59	RNM	RAINMAN	RXO	100	€158	42%	+/- €90	DP-INT	€60	€71	€23	-€7	€11	127	14.6	7.7	0.18	0.07	-3.6	2.5	2.4	-1.7	€21	M	Eurogene/LIC
60	TDO	SRC TIROHANGA DOMINO	Obsession	91	€156	58%	+/- €76	DP-INT	€69	€67	€29	-€7	-€3	149	7.1	10.7	0.03	0.11	-4.4	1.3	2.8	-2.3	€14	M	Eurogene/LIC
61	OLG	BALLIVOR OLYMPIC GOLD ET	OJI	100	€155	72%	+/- €62	DP-IRL	€71	€52	€38	-€6	€1	253	14.0	11.0	0.08	0.05	-3.4	1.0	2.0	-3.0	€19	H	NCBC
62	LRZ	LAUREL	Lay-Out	100	€152	75%	+/- €59	DP-INT	€40	€89	€31	-€13	€5	12	8.2	4.4	0.15	0.08	-2.7	5.1	2.0	-2.4	€20	H	Dovea
63	OOK	SPOOKY	AAP	100	€152	61%	+/- €73	DP-INT	€83	€45	€29	-€9	€5	369	12.4	14.5	-0.03	0.04	-1.1	2.9	3.2	-2.4	€23	H	Eurogene/LIC
64	MNB	MR SCHULTZ OMAN BUTCH ET	OJI	100	€152	51%	+/- €82	DP-INT	€91	€27	€36	-€6	€4	516	13.9	17.3	-0.10	0.01	-0.4	2.0	1.4	-2.7	€24	M	Eurogene/LIC
65	LBQ	LABEL	LCX	100	€151	51%	+/- €82	DP-INT	€87	€39	€28	-€1	-€2	369	17.6	14.2	0.07	0.04	-0.5	3.0	0.6	-0.8	€19	M	Eurogene/LIC
66	HZO	HAZAELEMINENCE DANO	Eminence	53	€151	94%	+/- €29	DP-IRL	€79	€67	€12	-€9	€2	473	9.0	16.0	-0.15	0.01	-3.3	2.5	3.1	0.0	€14	L	Eurogene/LIC
67	DKE	BURNCOURT DUKE	RUU	84	€149	72%	+/- €62	DP-IRL	€66	€52	€27	€1	€3	86	17.5	7.5	0.27	0.09	-3.2	1.3	4.6	-2.7	€19	H	NCBC
68	CWJ	CALDWELLS JORDANAIRE	DSB	63	€148	96%	+/- €24	DP-IRL	€65	€80	€34	-€24	-€7	70	13.0	8.0	0.20	0.11	-4.0	2.9	1.1	-2.7	€14	L	Eurogene/LIC
69	PZO	POLAND	HCM	100	€148	61%	+/- €73	DP-INT	€72	€59	€25	-€7	-€1	438	9.8	14.3	-0.12	0.00	-3.1	2.0	3.4	-2.6	€15	H	Dovea
70	LWT	LAINGS WCO NIGHTHAWK	Obsession	97	€146	63%	+/- €72	DP-INT	€56	€69	€17	€8	-€5	148	15.2	7.2	0.18	0.04	-3.6	2.3	3.0	-0.8	€14	M	Eurogene/LIC
71	TMT	T MARTINI	ERC	100	€146	61%	+/- €73	DP-INT	€80	€63	€7	€2	-€6	89	21.2	8.8	0.34	0.11	-3.1	2.3	4.9	-0.7	€20	M	Eurogene/LIC
72	VEP	VESPO	Nardo	MY	€145	66%	+/- €69	DP-IRL	-€1	€113	€21	€9	€3	-106	-3.0	-1.0	0.02	0.05	-5.6	4.2	1.6	-1.1	€19	L	Eurogene/LIC
73	LWK	LAWRENCES KABUL	OYE	63	€144	92%	+/- €33	DP-IRL	€39	€95	€38	-€18	-€10	67	3.0	6.0	0.01	0.07	-5.5	2.7	1.9	-2.5	€14	H	Eurogene/LIC
74	DEU	DONEEN MARLEEN HUGO	UYC	59	€144	87%	+/- €42	DP-IRL	€90	€59	€11	-€17	€0	-35	19.5	9.0	0.41	0.20	-3.6	1.4	6.0	-1.4	€19	H	NCBC
75	WSO	RUUD 115 WILSON	AAP	100	€143	64%	+/- €71	DP-INT	€72	€64	€20	-€8	-€5	328	12.9	12.4	0.01	0.03	-3.3	2.2	3.1	-1.7	€21	H	NCBC