

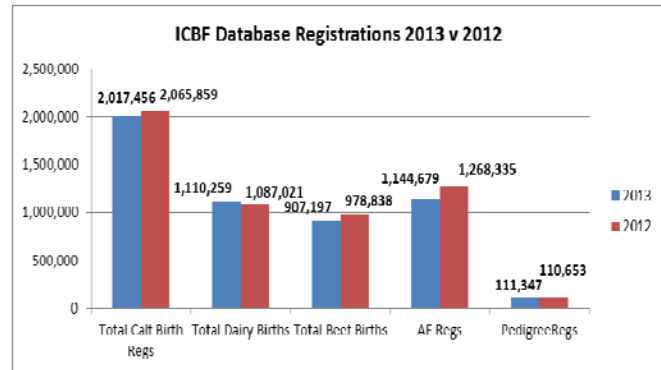
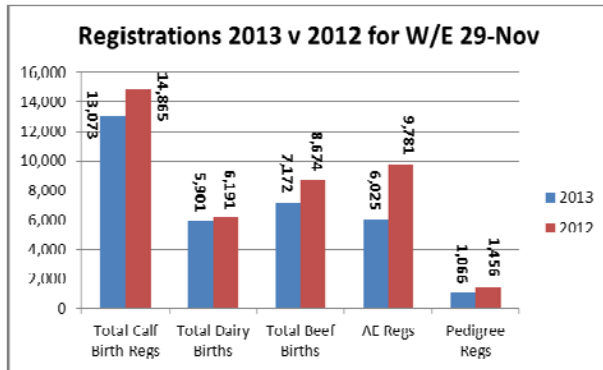








## ICBF Weekly Update 29<sup>th</sup> November 2013

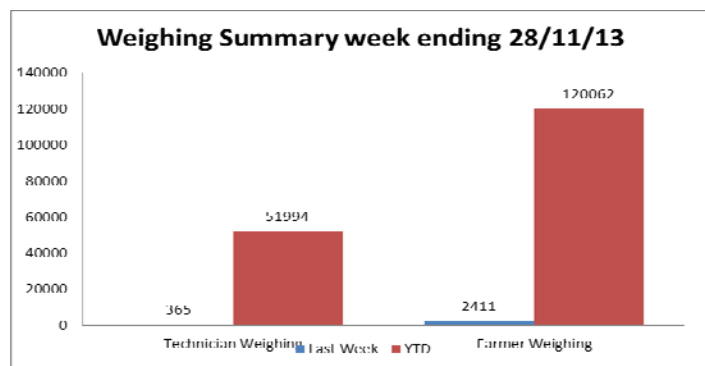
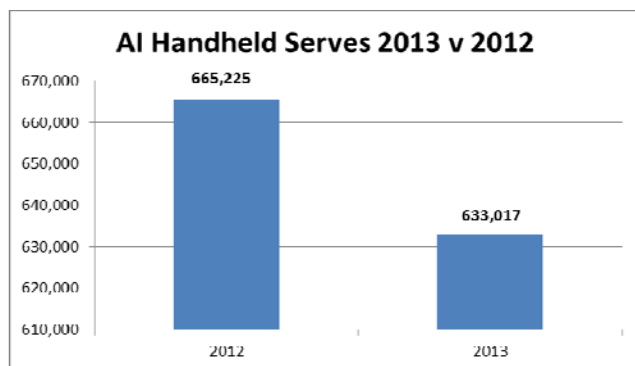
### 1 Important Dates

-  **ICBF Board Meeting** – Thursday 23<sup>rd</sup> January 2014, 10:30 to 13:30, Portlaoise.
-  **ICBF Sheep Board Meeting** – Thursday 23<sup>rd</sup> January 2014, 14:00 to 16:30, Portlaoise.

### 2 Database



-  The stats above are compiled with the assistance of DAFM AIM systems.
-  In the Suckler scheme, the number of 2012 born calves with meal introduced is 668,457 with the number of animals weaned at 628,503.
-  BVD test results continue to be received at ICBF and are being processed accordingly. There have been 2,115,000 results received since January 1<sup>st</sup>, of which 13,500 have come in the last 7 days. Since the beginning of the voluntary phase in 2012, 2.6 million results have now been received.
-  The graph below shows Inseminations recorded on AI Handhelds in 2013 compared with 2012.
-  This week there were 365 weights received through the technician service and 2411 weights recorded by farmers.
-  The graph below shows the week and year to date totals.



### 3 Herd Plus®

- ✚ The first batch of dairy pocket notebooks has now been posted to HerdPlus dairy farmers.
- ✚ The remaining batches will be posted over the coming weeks.
- ✚ This mailing also included the expected calving report as well as the 12 week calving pattern.
- ✚ The 12 week calving pattern is a new report for the 2014 calving season. Only herds with serves recorded will receive this report.
- ✚ There will be a facility online in the coming weeks to allow farmers to generate this report themselves. Please see an example report below.
- ✚ Dry-off sheets are also being posted out with milk recording results.
- ✚ Farmers can use these sheets, or alternatively record dry-offs online through HerdPlus® or a farm software package.
- ✚ It is very important that farmers record dry-off dates so that milk recording data will be accurate.
- ✚ The BTAP screens have now been switched off and a verification file will be sent to the department early next week.
- ✚ 8,000 of the herds signed up to the Beef Data Programme (BDP) will be receiving recording forms next week. There will then be ~800 herds still waiting to receive these forms. All of the relevant BDP data can also be recorded online through [www.icbf.com](http://www.icbf.com), [www.agfood.ie](http://www.agfood.ie) or through a farm software package.
- ✚ Bull of the week this week is the Charolais bull Mogador (MDO). See link here <http://www.icbf.com/?p=1394>.
- ✚ The Maternal Bull Breeder Scheme herd of the week is TJ Rea, Mitchelstown, Co. Cork. *See details in the publications section of the ICBF website*

### 4 Genetic Evaluations

- ✚ Genetic evaluations are in progress as part of the routine December update for all dairy and beef traits. The genomic evaluations will commence over the weekend, ahead of the anticipated December 10<sup>th</sup> release date.
- ✚ ICBF geneticists Thierry Pabiou and Ross Evans attended an Interbeef workshop in Prague last week. At this meeting it was agreed to publish Interbeef Limousin and Charolais weaning weight breeding values in January/February 2014. The genetic parameter estimation work which made this decision possible was estimated by ICBF during the summer of 2013. ICBF will continue involvement in this project with the next phase involving the integration of crossbred data into the genetic parameters and evaluation.

### 5 Milk Recording

National Milk Recording Statistics - Herds, Cows & EDIY 29/11/13						
Milk Recording Organisation	Total Herds Recorded YTD 29/11/13	No. EDIY Herds YTD 29/11/13	% Herds EDIY	Total No. Cows Recorded YTD 29/11/13	No. EDIY Cows YTD 29/11/13	% Cows EDIY
Munster	3,686	1,069	29%	313,424	98,257	31%
Progressive	2,457	1,012	41%	238,216	99,555	42%
Tipperary	114	41	36%	10,167	3,883	38%
<b>Total</b>	<b>6,257</b>	<b>2,122</b>	<b>34%</b>	<b>561,807</b>	<b>201,695</b>	<b>36%</b>

Recorded Cows by Milk Recording Organisation - Year on Year Comparison			
Milk Recording Organisation	YTD 2012 Cows Recorded 01/01/12 - 29/11/12	YTD 2013 Cows Recorded 01/01/13 - 29/11/13	2013 vs. 2012 Year on Year Difference (%)
Munster	308,447	313,424	1.6%
Progressive	230,466	238,216	3.3%
Tipperary	10,323	10,167	-1.5%
<b>Total</b>	<b>549,236</b>	<b>561,807</b>	<b>2.2%</b>

Please see milk recording stats attached.

## 6 Sheep Ireland

- On Wednesday night Sheep Ireland were invited to speak at the Teagasc winter sheep seminar held in Ballyvourney, Macroom, Co. Cork. The meeting was well attended and it was hugely encouraging to witness the major increase in the awareness of the sheep Euro-Stars. Queries at these meetings are now concentrating on issues such as accuracy levels and specific questions about the make-up of Indexes. These are the important issues that we want farmers to concentrate on. It is very promising that farmers are now starting to engage with the Euro-Stars.
- This is a key message for all pedigree ram breeders around the country - the demand for high Euro-Star rams will continue to grow in 2014 and every breeder should make sure that they are in a position to provide rams that meet the needs of these farmers.
- The deadline for signing up to LambPlus is the 15<sup>th</sup> December. This deadline will be rigorously enforced, so it is up to each individual breeder to ensure the sign-up form has been submitted. A letter has been sent to all Irish pedigree ram breeders so every breeder should have the necessary form. For those that don't have these forms, they can also be found on the Sheep Ireland homepage, or by contacting our Sheep Ireland office on **1850 601 901**.
- Finally Sheep Ireland have been invited to speak at the Irish Charollais sheep society AGM tonight (Friday 29<sup>th</sup>). The participation of Charollais breeders in LambPlus has grown dramatically in the past two years and early indications are that this trend will continue in 2014. This can only bode well for commercial farmers using Charollais rams in this country.

**Sean Coughlan** Chief Executive, ICBF & Sheep Ireland, Highfield House, Shinagh, Bandon Co. Cork., Phone: +353 238 820 222, Mobile: +353 872903121, Email [scoughlan@icbf.com](mailto:scoughlan@icbf.com),

**Registered Office:** Irish Cattle Breeding Federation Society Ltd trading as "ICBF", Highfield House, Shinagh, Bandon, Co Cork. Registered Dublin, Ireland. Registration Number 4914R, Industrial and Provident Societies Acts, 1893 to 1978. Web: [www.icbf.com](http://www.icbf.com).

**Registered Office:** Sheep Database Ltd trading as "Sheep Ireland". Highfield House, Shinagh, Bandon, Co Cork. Registered Dublin, Ireland. Registration Number 465004, Companies Acts 1963 to 2006. Web: [www.sheep.ie](http://www.sheep.ie).

## National Milk Recording Results for the 10 day period, 20-NOV-2013 To 29-NOV-2013

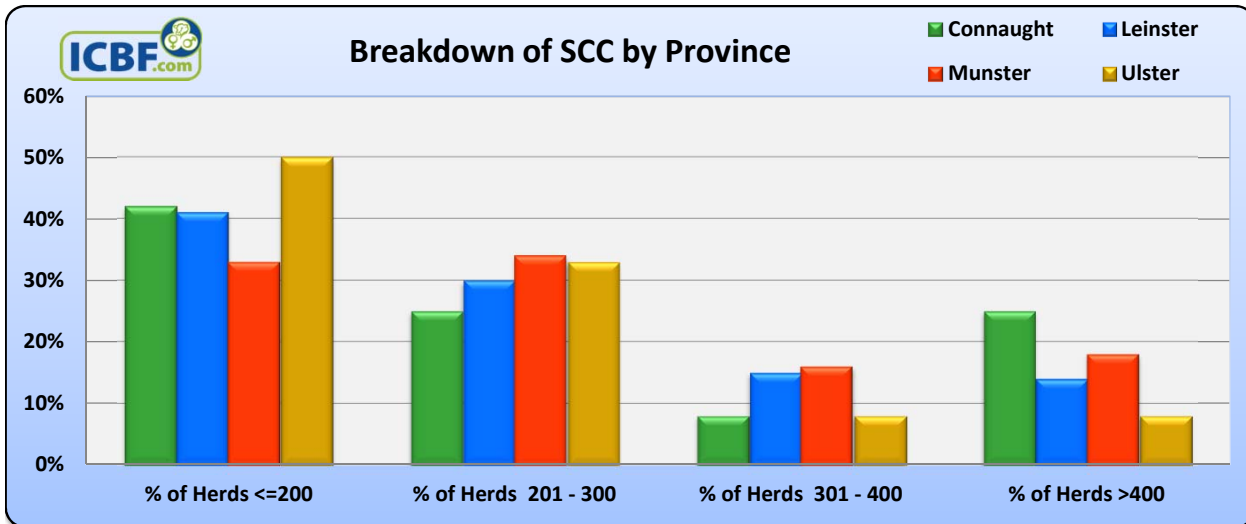
	No. Herds Recorded	No. Cows Recorded	Avg Herd Size	Avg Milk kg/Cow	Average Fat %	Average Protein %	Average F+P kg	Average SCC*
<b>ICBF.com</b>								
Connaught	12	608	51	15.1	4.64	3.67	1.24	234
Leinster	116	8,544	74	17.8	4.25	3.59	1.39	233
Munster	303	19,347	64	14.6	4.57	3.80	1.21	250
Ulster	24	1,154	48	16.8	4.19	3.53	1.29	219
<b>National Statistics</b>	<b>455</b>	<b>29,653</b>	<b>65</b>	<b>15.6</b>	<b>4.47</b>	<b>3.73</b>	<b>1.26</b>	<b>243</b>

\* Geometric Mean Herd SCC

## SCC Distribution for the 10 day period, 20-NOV-2013 To 29-NOV-2013

	No. Herds Recorded	No. Cows Recorded	Avg Herd Size	% of Herds <=200	% of Herds 201 - 300	% of Herds 301 - 400	% of Herds >400	Average SCC*
<b>ICBF.com</b>								
Connaught	12	608	51	42%	25%	8%	25%	234
Leinster	116	8,544	74	41%	30%	15%	14%	233
Munster	303	19,347	64	33%	34%	16%	18%	250
Ulster	24	1,154	48	50%	33%	8%	8%	219
<b>National Statistics</b>	<b>455</b>	<b>29,653</b>	<b>65</b>	<b>36%</b>	<b>33%</b>	<b>15%</b>	<b>16%</b>	<b>243</b>

\* Geometric Mean Herd SCC



% Herd Breakdown for the 10 day period, 20-NOV-2013 To 29-NOV-2013								
	No. Herds Recorded	No. Cows Recorded	Avg Herd Size	Best 20% SCC	Best 40% SCC	Average SCC**	Worst 40% SCC	Worst 20% SCC
<b>ICBF.com</b>								
Connaught	12	608	51	147	202	220	228	395
Leinster	116	8,544	74	156	198	227	253	352
Munster	303	19,347	64	163	216	237	273	384
Ulster	24	1,154	48	158	196	202	232	281
<b>National Statistics</b>	<b>455</b>	<b>29,653</b>	<b>65</b>	<b>159</b>	<b>209</b>	<b>235</b>	<b>262</b>	<b>375</b>

\*\* Percentile Herd SCC Rank (Median SCC)

