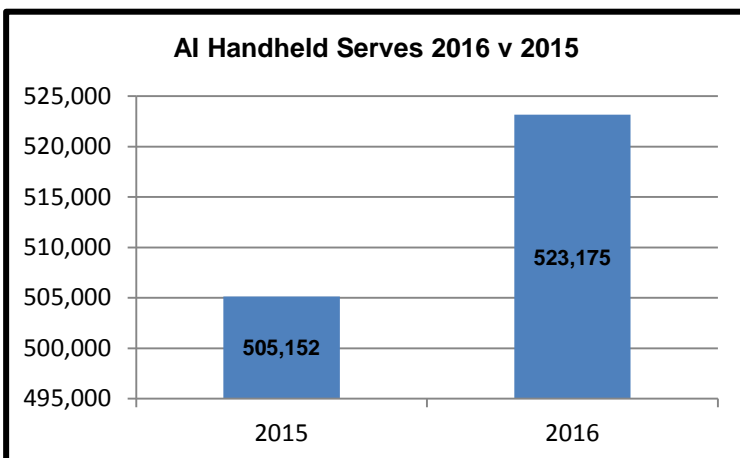
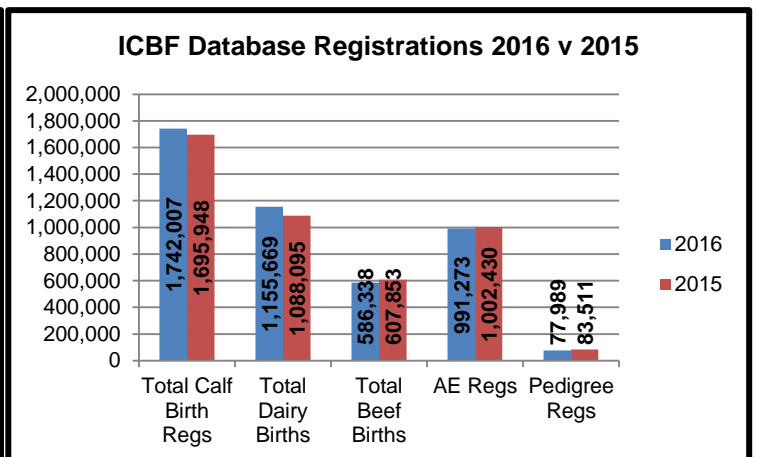
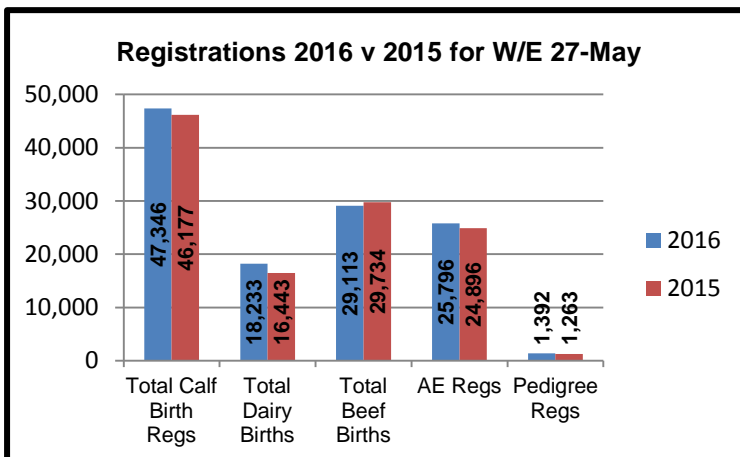


## ICBF Weekly Update 27th May 2016

### 1 Important Dates

- ✚ **ICBF Beef Industry Meeting** – Monday 21<sup>st</sup> June at 19:00, Killeshin Hotel, Portlaoise
- ✚ **Audit & Finance Meeting** – Thursday 7<sup>th</sup> July 2016 at 10:00, Killeshin Hotel, Portlaoise.
- ✚ **ICBF Board Meeting** – Thursday 7<sup>th</sup> July 2016 at 10:30, Killeshin Hotel, Portlaoise.
- ✚ **Sheep Board Meeting** – Thursday 7<sup>th</sup> July 2016 at 14:00, Killeshin Hotel, Portlaoise.

### 2 Database



- ✚ The stats above are compiled with the assistance of DAFM AIM systems.
- ✚ BVD test results continue to be received at ICBF and are being processed accordingly. There have been 1,889,260 results received since January 1<sup>st</sup>, of which 64,586 have come in the last 7 days. Since the beginning of the voluntary phase in 2012, 9.2 million results have now been received.
- ✚ The chart shows Inseminations recorded on AI Handhelds in 2016 compared with 2015.

### 3 Herd Plus®

- ✚ The latest Beef Data and Genomics Programme (BDGP) reports are now available for anyone in the programme to view in the reports section of your ICBF account.
- ✚ Farmers can now genotype all their female calves which will allow them to make a more informed decision around breeding and culling potential replacements. This service could cost herd-owners as little as €22/head. Please contact HerdPlus on **1850 600 900** or **023 8820452** for further details.
- ✚ With breeding season underway, if your AI technician does not have a handheld or you are doing DIY AI please remember to record AI serves on your HerdPlus account. This will be used to generate fertility reports and an expected calving list for the 2017 calving season.
- ✚ The HerdPlus Dairy Co-op Performance reports are now online and available to view in the reports section of your HerdPlus account.

#### 4 GENE IRELAND® Beef

- ✚ Sign Ups are continuing for the Gene Ireland Beef programme.
- ✚ 433 herds taking a total of 5230 straws have joined so far.
- ✚ The average order is 12 straws per herd.
- ✚ An updated flyer on the available bulls can be viewed [here](#)
- ✚ To learn more or to order straws please phone **023 8820452**.
- ✚ Approximate total straws ordered to date for the remaining bulls are detailed in table.

<b>List of Bulls currently on-test</b>			
<b>Code</b>	<b>Name of Bull</b>	<b>Breed</b>	<b>Straws Ordered</b>
GZJ	Goulding Eamonn	AA	330
AU2365	Calverstown Koala	AU	30
BA2357	Terelton Isaac	BA	10
CH2154	Polar Joe 2	CH	240
CH2221	Jarret	CH	260
CH2363	Dolland Jefferson	CH	30
LM2242	Edakkya	LM	450
PT2356	Macgowan Herd Jumbo	PT	50
ZKY	Kyle Herd Ivan	PT	465
PI2157	Kilree Leo	PI	200
ZBZ	Breffni Muzz	SA	375
SA2366	Carrentubber Pinocchio	SA	5
SH2181	Coolvin Dominator	SH	105
SH2361	Doon Gladiator	SH	215
SH2360	Doon Giorgio	SH	240
SI2469	Lisnacran Fifty Cent	SI	120
SI2367	Barnattin George 2	SI	35
SI2362	Dermotstown Gigantosaurus	SI	20
ETP	Curaheen Evolution P	SI	450

#### 5 Milk Recording

##### National Milk Recording Statistics - Herds, Cows & EDIY 27/05/16

<b>Milk Recording Organisation</b>	<b>Total Herds Recorded YTD 27/05/16</b>	<b>No. EDIY Herds YTD 27/05/16</b>	<b>% Herds EDIY</b>	<b>Total No. Cows Recorded YTD 27/05/16</b>	<b>No. EDIY Cows YTD 27/05/16</b>	<b>% Cows EDIY</b>
<b>Munster</b>	3,556	1,087	31%	323,291	106,905	33%
<b>Progressive</b>	2,156	831	39%	214,728	81,680	38%
<b>Tipperary</b>	110	46	42%	10,073	4,074	40%
<b>Total</b>	<b>5,822</b>	<b>1,964</b>	<b>34%</b>	<b>548,092</b>	<b>192,659</b>	<b>35%</b>

##### Recorded Cows by Milk Recording Organisation - Year on Year Comparison

<b>Milk Recording Organisation</b>	<b>YTD 2015 Cows Recorded 01/01/15- 27/05/15</b>	<b>YTD 2016 Cows Recorded 01/01/16- 27/05/16</b>	<b>2016 vs 2015 Year on Year Difference (%)</b>
<b>Munster</b>	330,828	323,291	-2.3%
<b>Progressive</b>	219,053	214,728	-2.0%
<b>Tipperary</b>	10,068	10,073	0.0%
<b>Total</b>	<b>559,949</b>	<b>548,092</b>	<b>-2.1%</b>

## 6 Sheep Ireland

### New Ultrasound Scanning Machines to Capture Lamb Muscle Depth and Backfat

- Today (Friday 27<sup>th</sup> May) Sheep Ireland scanning technicians are on the UCD farm at Lyons Estate to complete training on how to use a set of new Ultrasound scanning machines. These machines will be visiting our LambPlus flocks throughout the summer to record muscle and fat data. This data is very valuable to the Euro-Star evaluations and collecting it annually will remain a focus of the LambPlus programme.
- We have no choice but to replace our older machines as they are simply too old and are no longer serviceable. The new machines will be a major improvement and will hopefully contribute to capturing more accurate data, due mainly to far greater scan image quality.



### Capturing Lamb Carcase Data

- In 2016 we will be placing a major focus on capturing more carcase data from our sheep processors around the country. All of our processors are more than willing to provide this data so it's just a case of coming up with the mechanism to incorporate this data into the Sheep Ireland database that doesn't require too much effort on each side.
- In 2016 we will use our CPT flocks to carry out some correlation work on the accuracy of the Ultrasound scanning's ability to accurately predict the final carcase data. All of our CPT lambs are EID tagged at birth and this will facilitate easier, more reliable data capture at processor level.

### Plans for Ultrasound Scanning 2016

- The deadline for LambPlus breeders to notify us of their intention to carry out ultrasound scanning in 2016 was Sunday 22<sup>nd</sup> May. We received texts from a large number of flocks and have started arranging flock visits already. The first ram sale taking place this summer will be a sale of Suffolk rams in Blessington on 2<sup>nd</sup> July. This sale will be closely followed by the Vendeen premier sale in mid-July. Flocks attending these sales will be prioritised for scanning in the next 2 weeks. Sales catalogues for these sales are prepared weeks in advance, hence the urgency to get these flocks scanned as soon as possible.

### Important Requirements for Scanning this Year

- We will be insisting that LambPlus breeders carrying out scanning this year present all performance recorded lambs to our scanning technicians when visited (males & female lambs). While we will not be insisting that all lambs are scanned, we will weigh and score all lambs for a number of health traits. Our plans to launch a new Euro-Star health index in 2017 is completely dependent on our ability to collect data from our LambPlus flocks. Collecting a weight on all lambs will also help to maximise each LambPlus breeder's Data Quality Index (DQI) score. The DQI will appear on all Euro-Star sales catalogues this summer.

**Sean Coughlan** Chief Executive, ICBF & Sheep Ireland, Highfield House, Shinagh, Bandon Co. Cork., Phone: +353 238 820 222, Email [info@icbf.com](mailto:info@icbf.com). **Registered Office:** Irish Cattle Breeding Federation Society Ltd trading as "ICBF", Highfield House, Shinagh, Bandon, Co Cork. Registered Dublin, Ireland. Registration Number 4914R, Industrial and Provident Societies Acts, 1893 to 1978. Web: [www.icbf.com](http://www.icbf.com). **Registered Office:** Sheep Database Ltd trading as "Sheep Ireland". Highfield House, Shinagh, Bandon, Co Cork. Registered Dublin, Ireland. Registration Number 465004, Companies Acts 1963 to 2006. Web: [www.sheep.ie](http://www.sheep.ie).

## National Milk Recording Results for the 10 day period, 18-MAY-2016 To 27-MAY-2016

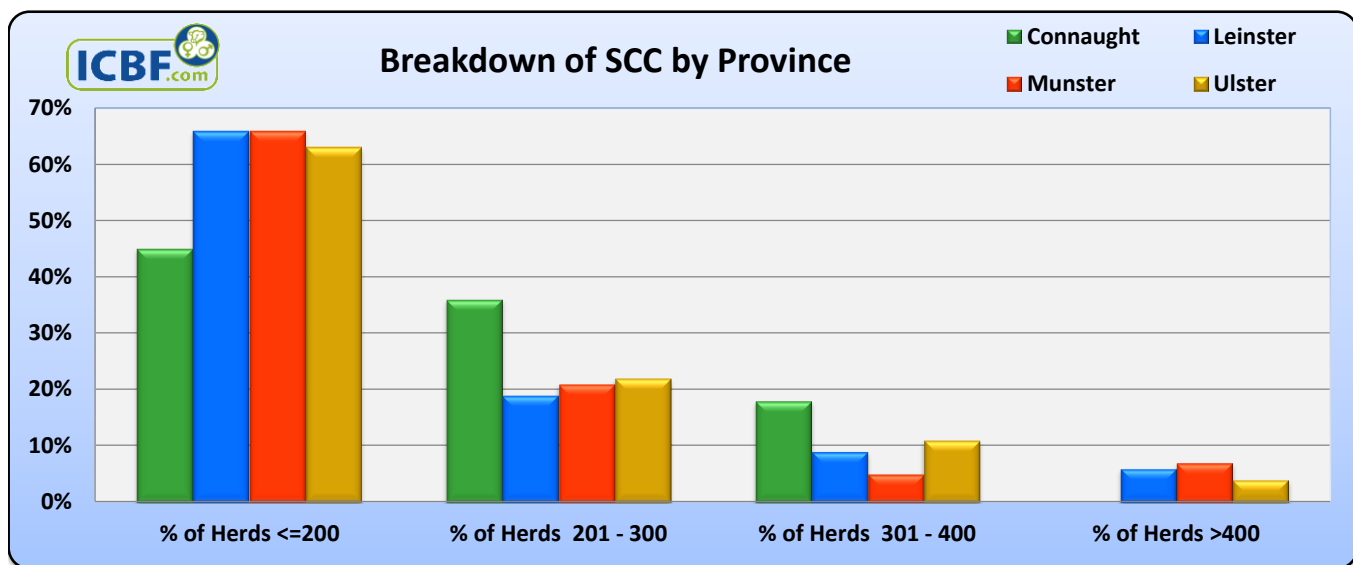
ICBF.com	No. Herds Recorded	No. Cows Recorded	Avg Herd Size	Avg Milk kg/Cow	Average Fat %	Average Protein %	Average F+P kg	Average SCC*
Connaught	11	870	79	28.1	3.99	3.36	2.06	192
Leinster	201	20,281	101	27.0	3.79	3.40	1.94	160
Munster	518	50,115	97	27.6	3.76	3.43	1.98	161
Ulster	46	3,557	77	28.6	3.63	3.32	1.98	163
<b>National Statistics</b>	<b>776</b>	<b>74,823</b>	<b>96</b>	<b>27.5</b>	<b>3.76</b>	<b>3.41</b>	<b>1.97</b>	<b>162</b>

\* Geometric Mean Herd SCC

## SCC Distribution for the 10 day period, 18-MAY-2016 To 27-MAY-2016

ICBF.com	No. Herds Recorded	No. Cows Recorded	Avg Herd Size	% of Herds <=200	% of Herds 201 - 300	% of Herds 301 - 400	% of Herds >400	Average SCC*
Connaught	11	870	79	45%	36%	18%	0%	192
Leinster	201	20,281	101	66%	19%	9%	6%	160
Munster	518	50,115	97	66%	21%	5%	7%	161
Ulster	46	3,557	77	63%	22%	11%	4%	163
<b>National Statistics</b>	<b>776</b>	<b>74,823</b>	<b>96</b>	<b>66%</b>	<b>21%</b>	<b>7%</b>	<b>7%</b>	<b>162</b>

\* Geometric Mean Herd SCC



% Herd Breakdown for the 10 day period, 18-MAY-2016 To 27-MAY-2016								
ICBF.com	No. Herds Recorded	No. Cows Recorded	Avg Herd Size	Best 20% SCC	Best 40% SCC	Average SCC**	Worst 40% SCC	Worst 20% SCC
Connaught	11	870	79	137	188	202	264	273
Leinster	201	20,281	101	104	140	154	185	264
Munster	518	50,115	97	102	136	155	182	257
Ulster	46	3,557	77	103	137	171	190	214
<b>National Statistics</b>	<b>776</b>	<b>74,823</b>	<b>96</b>	<b>103</b>	<b>137</b>	<b>156</b>	<b>185</b>	<b>259</b>

\*\* Percentile Herd SCC Rank (Median SCC)

