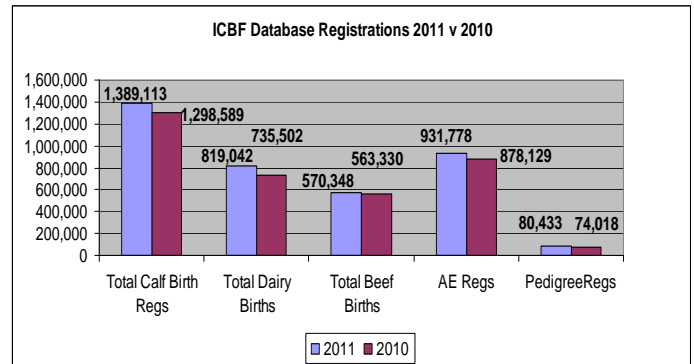
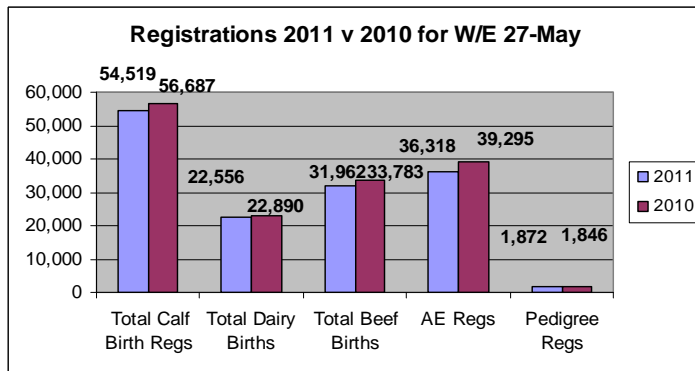


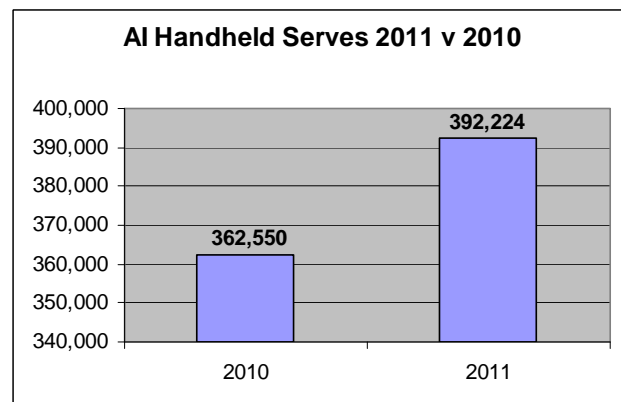
1 Important Dates

- ✚ **Audit & Finance Sub-Committee Meeting** – Thursday 30th June, 10:00 to 10:30 – Maldron Hotel, Portlaoise.
- ✚ **ICBF Board Meeting** – Thursday 30th June, 10:30 to 13:00 – Maldron Hotel, Portlaoise.
- ✚ **Sheep Ireland Board Meeting** – Thursday 30th June, 14:00 to 16:30 – Maldron Hotel, Portlaoise.

2 Database



- ✚ The stats above are compiled with the assistance of DAFF AIM systems.
- ✚ In the Suckler scheme, the number of 2010 born calves with meal introduced is 608,115 with the number of animals weaned at 538,439.
- ✚ The Teagasc staff supporting the Better Farms Beef Programme were trained in the use of ICBF handhelds this week. The aim is to ensure that data captured on farm is fed to the ICBF database immediately to facilitate the generation of management reports and genetic evaluations.
- ✚ The fertility report batches continue to be generated as they come due.
- ✚ Weight recording forms which will be distributed to all Herdplus Beef herds are in the final stage of development. These will be distributed next week.
- ✚ Work is on-going in establishing electronic links to the commercial animal health laboratories. The next meeting with the commercial labs is scheduled for next Friday in Backweston.
- ✚ The ICBF infrastructure for managing genotypes was the subject of a workshop at ICBF this week.
- ✚ The DEP scheme recording sheet and web screens are in the test phase. A meeting will be held with DAFF next week to finalise the roll-out schedule.
- ✚ An upgrade to the ICBF authorisations infrastructure will take place this Sunday from 2pm to 10pm. There may be some disruption to the website operation during this time.
- ✚ The graph shows Inseminations recorded on AI Handhelds in 2011 compared with 2010.



3 Genetic Evaluations

- Genetic parameter estimation for beef fertility predictor traits has commenced this week.
- Results from this work will be used in the construction of a new beef fertility index based on multiple parities which will replace the current version which is based on parities 1 to 2.

4 Milk Recording

National Milk Recording Results by County - 10 day Period 17/05/11 to 27/05/11								
	No. Herds Recorded	No. Cows Recorded	Average Herd Size	Average 24hr Milk kg/Cow	Average Fat %	Average Protein %	Average F + P kg	Average SCC
CARLOW	20	1,169	58	29.0	3.61	3.34	2.02	324
CAVAN	54	3,029	56	28.5	3.66	3.31	1.99	281
CLARE	25	1,507	60	29.0	3.76	3.29	2.04	279
CORK STH	289	21,490	74	26.9	3.74	3.32	1.90	247
CORK NTH	260	22,529	87	25.9	3.83	3.35	1.86	248
DONEGAL	16	2,029	127	24.6	4.18	3.38	1.86	306
DUBLIN	4	214	54	31.3	3.66	3.39	2.21	300
GALWAY	32	2,083	65	28.3	3.85	3.31	2.03	305
KERRY	128	8,175	64	28.4	3.70	3.25	1.97	284
KILDARE	24	1,638	68	28.5	3.50	3.38	1.96	326
KILKENNY	58	4,883	84	25.8	3.92	3.28	1.86	213
LAOIS	43	3,312	77	25.9	3.68	3.39	1.83	282
LEITRIM	7	370	53	25.2	3.66	3.26	1.74	373
LIMERICK	157	11,752	75	28.1	3.66	3.31	1.96	270
LONGFORD	7	304	43	28.0	3.75	3.50	2.03	281
LOUTH	19	1,995	105	28.4	3.47	3.36	1.94	248
MAYO	30	1,673	56	28.3	3.39	3.29	1.89	289
MEATH	67	5,798	87	25.3	3.78	3.35	1.80	296
MONAGHAN	30	1,792	60	29.8	3.50	3.24	2.01	319
OFFALY	22	1,430	65	29.4	3.73	3.31	2.07	256
ROSCOMMON	6	473	79	28.9	3.82	3.39	2.08	348
SLIGO	9	399	44	30.1	3.04	3.41	1.94	203
TIPPERARY NTH	33	3,156	96	28.1	4.07	3.31	2.07	299
TIPPERARY STH	53	4,064	77	25.8	3.82	3.32	1.84	246
WATERFORD	59	5,262	89	26.3	3.89	3.39	1.91	217
WESTMEATH	19	1,332	70	27.1	3.89	3.32	1.95	257
WEXFORD	74	6,242	84	25.8	3.64	3.38	1.81	293
WICKLOW E	20	1,576	79	27.8	3.57	3.36	1.93	294
WICKLOW W	3	315	105	32.2	3.36	3.21	2.12	237
	No. Herds Recorded	No. Cows Recorded	Average Herd Size	Average 24hr Milk kg/Cow	Average Fat %	Average Protein %	Average F + P kg	Average SCC
National	1,568	119,991	74	27.8	3.69	3.33	1.96	280

National Milk Recording Averages by Province - 10 day Period 17/05/11 to 27/05/11

Provincial	No. Herds Recorded	No. Cows Recorded	Average Herd Size	Average 24hr Milk kg/Cow	Average Fat %	Average Protein %	Average F + P kg	Average SCC
Munster	1004	77,935	78	27.3	3.81	3.32	1.95	261
Leinster	380	30,208	79	28.0	3.65	3.35	1.96	277
Connacht	84	4,998	60	28.2	3.55	3.33	1.94	304
Ulster	100	6,850	69	27.6	3.78	3.31	1.96	302

National Milk Recording Statistics - Herds, Cows & EDIY 27/05/11

Milk Recording Organisation	Total Herds Recorded YTD 27/05/11	No. EDIY Herds YTD 27/05/11	% Herds EDIY	Total No. Cows Recorded YTD 27/05/11	No. EDIY Cows YTD 27/05/11	% Cows EDIY
Munster	3,578	997	28%	265,499	81,173	31%
Progressive	2,250	804	36%	183,549	63,826	35%
Tipperary	135	57	42%	11,178	5,173	46%
Total	5,963	1,858	31%	460,226	150,172	33%

Recorded Cows by Milk Recording Organisation - Year on Year Comparison

Milk Recording Organisation	YTD 2010 Cows Recorded 01/01/10 - 27/05/10	YTD 2011 Cows Recorded 01/01/11 - 27/05/11	2011 vs. 2010 Year on Year Difference (%)
Munster	239,599	265,499	9.8%
Progressive	162,749	183,549	11.3%
Tipperary	9,782	11,178	12.5%
Total	412,130	460,226	10.5%

Brian Wickham (PhD) Chief Executive, ICBF & Sheep Ireland, Highfield House, Shinagh, Bandon Co. Cork., Phone: +353 238 820 222, Mobile: +353 86 826 9911, Email bwickham@icbf.com.

Registered Office: Irish Cattle Breeding Federation Society Ltd trading as "ICBF", Highfield House, Shinagh, Bandon, Co Cork. Registered Dublin, Ireland. Registration Number 4914R, Industrial and Provident Societies Acts, 1893 to 1978. Web: www.icbf.com.

Registered Office: Sheep Database Ltd trading as "Sheep Ireland". Highfield House, Shinagh, Bandon, Co Cork. Registered Dublin, Ireland. Registration Number 465004, Companies Acts 1963 to 2006. Web: www.sheep.ie.