

1. Important Dates

- ✚ **Interbull Breeding Industry Workshop** – Friday 5th March, Paris. This meeting is open to the cattle breeding industry. To get further details and to register follow the *Interbull* link on the International Representation page of our website (www.icbf.com).
- ✚ **ICBF Audit & Finance Sub Committee Meeting** – Thursday 25th March 2010, 10:00 to 14:00 – Horse & Jockey.
- ✚ **Sheep Breeding Consultation Meeting – Genetic Evaluations** – Wednesday 31st March 2010, 10:30 to 14:00 – Maldron Hotel, Portlaoise.
- ✚ **Sheep Board Meeting** – Wednesday 31st March 2010, 14:00 to 16:00 – Maldron Hotel, Portlaoise.
- ✚ **ICBF Board Meeting** – Thursday 1st April, 10:30 to 14:00 Maldron Hotel, Portlaoise.
- ✚ **Tully Bull Sale** – Monday 3rd May 2010 11:00 to 16:00 – Tully Performance Test Centre, Tully. (Note change in date).
- ✚ **ICBF AGM** – 14:30 – 16:00, Thursday 27th May at the Maldron Hotel, Portlaoise.
- ✚ **ICAR and Interbull Meetings**, Riga Latvia 31st May to 4th June. Organisations interested in attending can find further information on the conference website - www.icar2010.lv.
- ✚ **Sheep 2010, Lyons Estate, UCD** – Saturday 26th June. This is a major day for the Irish Sheep industry.

2. ICBF Board meeting Thursday 25th February 2010

Matters considered at the ICBF Board Meeting on Thursday this week included:

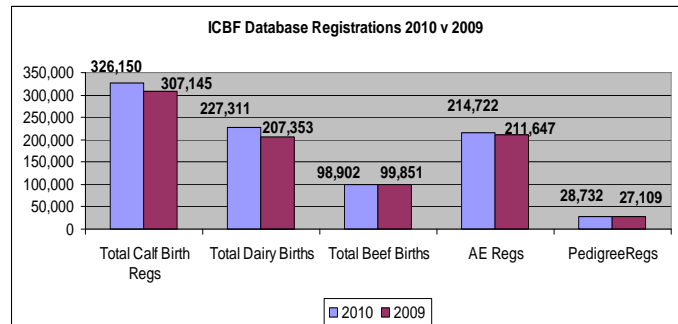
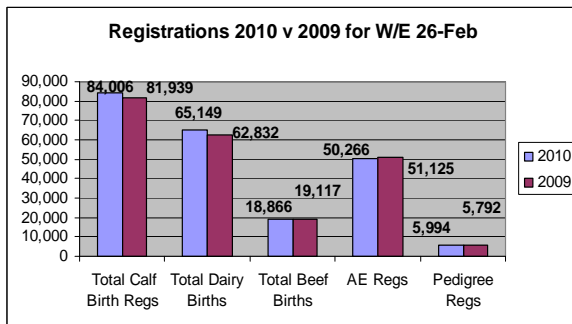
- ✚ The Board welcomed new member Joe Brady who has been appointed to the position previously held by John Bryan the new IFA president.
- ✚ The Board endorsed the decisions arising from the ICBF Dairy Breeding consultation meeting held 20th January 2010.
- ✚ The Board endorsed the decisions arising from the ICBF Beef Breeding consultation meeting held 28th January 2010.
- ✚ ICBF will be represented at the ICAR & Interbull meetings and will host the 2012 meetings in Cork.
- ✚ The Board discussed a range of issues associated with achieving optimal rates of genetic gain in the dairy and beef herd of Ireland. The discussion was preceded by a presentation from Dr Andrew Cromie (a copy of the presentation is in the publications section of our website – www.icbf.com). The Board approved the development of proposals in consultation with stakeholders for consideration at a future meeting. The Board requested that all possible options be given full consideration in the development of proposed solutions.

3. Sheep Ireland Board Meeting Thursday 25th February 2010

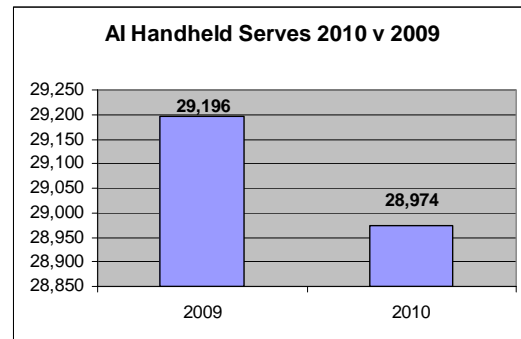
Matters considered at the Sheep Ireland Board meeting on Thursday this week included:

- ✚ The need to establish a longer term sustainable funding model.
- ✚ The report of the project manager – a copy of this report is in the publications section of www.sheep.ie.

4. Database



- ✚ **Note:** the birth registrations reported in these statistics are all facilitated by DAFF's AIM system.
- ✚ In the Suckler scheme, the number of 2009 born calves with meal introduced is 600,870 with the number of animals weaned at 511,580.
- ✚ All the Suckler Herds have had their Animal Events Notebooks and envelopes posted out. A complimentary Herdplus Beef Calving Report was included for all suckler participants.
- ✚ All the AI organisations have now had the 2010 Handheld Software updates completed. A few data issues from the migration are currently being dealt with.
- ✚ The final updates to the Beef Euro-Star catalogue have been completed this week. We will be in contact with some of the herdbooks next week in relation to testing.
- ✚ The updates to the Beef Euro-Star report and the Suckler Cow report are being completed. This is to reflect the split in milk and fertility in the latest evaluations.
- ✚ The graph shows Inseminations recorded on AI Handhelds in 2010 compared with 2009.



5. GROW[®] – Linear Scoring & Weight Recording

- ✚ The first of the new GROW[®] reports have been sent to herd owners.
- ✚ In general the feedback has been very positive while some slight adjustments have been identified.
- ✚ An online demonstration of the new report was held with the Herd Books.
- ✚ Work is continuing to highlight the benefits of the new system to breeders with the aim of increasing the level of scoring in pedigree herds.

6. HerdPlus®

Dairy

- ✚ The Spring Active bull list has being compiled and is available on the web site.
- ✚ The Spring 2010 EBI reports were posted this week along with the Active Bull list and Sire advice forms.
- ✚ The Sire Advice program has been updated with the latest proofs and this year the Selected Bulls section contain the Top 5% of Bulls on EBI, which farmers can then choose from.

Beef

- ✚ The Euro-Star report is being compiled this weekend with a view to posting them on the website next week.

7. Sheep Ireland

- ✚ New LambPlus® breeders continue to receive Logons and Passwords.
- ✚ Sheep Ireland is continuing to receive sign up form's to LambPlus® for 2010.
- ✚ Review of tender documents received by Sheep Ireland for genotyping is underway.
- ✚ LambPlus® users will be contacted again as a reminder to record data, so that the maximum amount of recording is carried out on farms this year.
- ✚ Lambs are due on the CPT farms late next week; over 2,000 ewes will lamb in a week. Preparations are complete for Lambing. All Lambs will be EID tagged at birth, Lambs will also be weighed at birth and a Lambing Difficulty score assigned to each lambing.

8. Genetic Evaluations

- ✚ A presentation of the PhD work on carcass cut data has been given to the department of animal breeding and genetics of the Swedish University of Agriculture (SLU), Uppsala, Sweden (SLU is the academic supervisor of Thierry Pabiou's PhD project). The progress made has been acknowledged and validated.
- ✚ The Spring 2010 Active Bull List was released during the week. The list contains Bulls whose semen is available and they themselves are;
 1. Daughter proven (Irish & international) where the EBI reliability is $\geq 35\%$, or
 2. Genomically selected bulls, where the bulls have an EBI based on Irish genomic data, with an EBI reliability of $\geq 35\%$.
 3. And, a calving difficulty evaluation in the country of 1st proof of $\geq 50\%$.
- ✚ A copy of the list is below and it is also available on the website along with more detailed analysis on the breakdown of the list.

9. Tully

- ✚ The third live-weight was obtained on all bulls on Monday of this week (Table 1). Bulls are performing very well with an average daily gain of 2.03 kg, across all breeds.

Table 1. Live-weight and average daily gain (21 day period) of bulls, averaged by breed

Breed	AA (n = 13)	AU (N = 1)	BB (n = 4)	CH (n = 26)	HE (n = 5)	LM (n = 40)	SA (n = 4)	SI (n = 10)	SP (n = 2)
Average Live-weight (Kg)	573	472	553	600	529	553	516	631	569
Average Daily Gain (Kg)	2.3	2.1	1.81	2.0	1.9	1.9	2.3	2.25	2.0

- ✚ Bull owners and breed societies have received letters and e-mails, respectively, updating them on the performance of bulls to date, along with the latest Euro-Star figures. Also, AI companies have received the latest performance figures of bulls, along with all other relevant information.
- ✚ Bull owners have also received entry forms for the sale, which are to be sent back to Tully no later than Friday, 5th of March.
- ✚ Please note that there has been a change of date for the Tully sale, as a result of a high profile UK sale being on the same day. The sale has been moved from Saturday, 1st of May to **Monday 3rd of May**.
- ✚ Hoof-care was carried out on bulls where it is deemed necessary, this week.
- ✚ All feed intake and live-weight data has been inputted into the ICBF database.
- ✚ The list of eligible bulls (Table 2) for the next intake, which will start on the 15th of May 2010, has been sent to breed societies. Breeders will be notified in mid March, if they have a bull that has met the initial criteria i.e. based on age and indexes, for the Tully GENÉIRÉLAND program.

Table 2. Eligible bulls for the Spring 10 Tully GENÉIRÉLAND program

Breed	AA	AU	BA	BB	CH	LM	PT	SA	SI	SH	HE	PI
No. of Bulls	73	13	6	8	314	431	2	15	85	9	114	7

10. GENÉIRÉLAND®

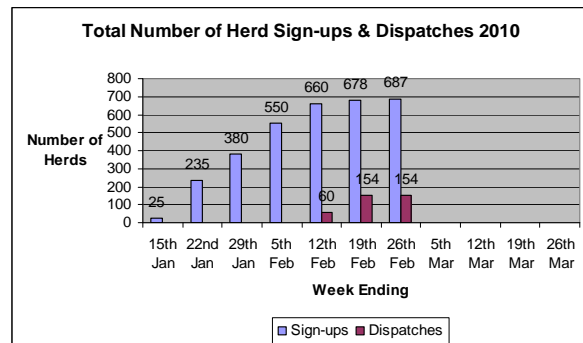
Beef

- ✚ Sign ups have reached 152 herds
- ✚ Two bulls (EVG and RWB) reached the 700 straws mark this week
- ✚ RWB became the first Angus bull to be tested on GENÉIRÉLAND®.
- ✚ Total bulls tested on GENÉIRÉLAND® is now 33 spread across 7 different breeds.
- ✚ Total straws sent out per bull currently on the panel are in the table.

BREED	SI	SA	SH	HE
CODE	HSY BHU	CZB	AGI	
STRAWS	460	366	605	235

Dairy

- ✚ NCBC have put GENÉIRÉLAND® semen distribution on hold subject to results of IBR testing conducted this week.
- ✚ Further recruitment of herds will not recommence until bull supply issues are alleviated.
- ✚ When ICBF receives the test result update from NCBC, we will immediately communicate status to the 2010 GENÉIRÉLAND® farmers.



11. Milk Recording

National Milk Recording Results by County - 10 day Period 16/02/10 to 26/02/10

	<i>No. Herds Recorded</i>	<i>No. Cows Recorded</i>	<i>Average Herd Size</i>	<i>Average 24hr Milk kg/Cow</i>	<i>Average Fat %</i>	<i>Average Protein %</i>	<i>Average F + P kg</i>	<i>Average SCC</i>
CARLOW	4	284	71	25.6	4.79	3.40	2.10	397
CAVAN	11	316	29	26.9	4.00	3.30	1.96	455
CLARE	3	132	44	23.3	4.01	3.12	1.66	924
CORK STH	158	7,165	45	23.7	4.26	3.34	1.80	330
CORK NTH	114	5,160	45	23.2	4.31	3.39	1.79	354
DONEGAL	1	21	21	27.4	3.09	3.22	1.73	248
DUBLIN	6	358	60	23.6	4.25	3.31	1.78	556
GALWAY	6	302	50	24.3	4.09	3.25	1.78	508
KERRY	44	1,691	38	24.3	3.90	3.21	1.73	415
KILDARE	18	1,032	57	23.2	4.35	3.38	1.79	452
KILKENNY	19	920	48	23.6	4.33	3.37	1.82	363
LAOIS	22	1,204	55	23.6	4.27	3.50	1.83	436
LEITRIM	6	251	42	19.7	4.31	3.37	1.51	442
LIMERICK	52	2,729	52	25.4	4.00	3.34	1.86	322
LONGFORD	2	51	26	25.2	3.84	3.51	1.85	173
LOUTH	7	493	70	22.5	4.17	3.49	1.72	567
MAYO	11	426	39	25.4	4.14	3.43	1.92	550
MEATH	33	2,416	73	23.9	4.03	3.35	1.76	371
MONAGHAN	10	316	32	24.1	4.03	3.40	1.79	476
OFFALY	9	431	48	28.2	4.46	3.31	2.19	397
ROSCOMMON								
SLIGO	2	66	33	25.9	3.71	3.27	1.81	474
TIPPERARY NTH	4	150	38	27.4	4.16	3.39	2.07	428
TIPPERARY STH	10	382	38	20.8	4.28	3.35	1.59	338
WATERFORD	17	1,142	67	24.9	4.33	3.37	1.92	366
WESTMEATH	9	552	61	27.0	4.80	3.33	2.20	513
WEXFORD	46	2,089	45	21.5	4.24	3.44	1.65	451
WICKLOW E	22	1,134	52	22.6	3.96	3.30	1.64	467
WICKLOW W	7	397	57	29.8	4.01	3.37	2.20	480
	<i>No. Herds Recorded</i>	<i>No. Cows Recorded</i>	<i>Average Herd Size</i>	<i>Average 24hr Milk kg/Cow</i>	<i>Average Fat %</i>	<i>Average Protein %</i>	<i>Average F + P kg</i>	<i>Average SCC</i>
National	653	31,610	48	24.5	4.15	3.35	1.84	438

National Milk Recording Averages by Province - 10 day Period 16/02/10 to 26/02/10.

Provincial	No. Herds Recorded	No. Cows Recorded	Average Herd Size	Average 24hr Milk kg/Cow	Average Fat %	Average Protein %	Average F + P kg	Average SCC
Munster	407	20,660	51	24.1	4.16	3.31	1.80	445
Leinster	204	10,809	53	24.6	4.25	3.39	1.88	433
Connacht	27	1,427	53	23.8	4.06	3.33	1.76	482
Ulster	22	653	30	26.1	3.71	3.31	1.83	393

Brian Wickham (PhD) Chief Executive, ICBF & Sheep Ireland , Highfield House, Shinagh, Bandon Co. Cork., Phone: +353 238 820 222, Mobile: +353 86 826 9911, Email bwickham@icbf.com.

Registered Office: Irish Cattle Breeding Federation Society Ltd trading as "ICBF", Highfield House, Shinagh, Bandon, Co Cork. Registered Dublin, Ireland. Registration Number 4914R, Industrial and Provident Societies Acts, 1893 to 1978. Web: www.icbf.com.

Registered Office: Sheep Database Ltd trading as "Sheep Ireland". Highfield House, Shinagh, Bandon, Co Cork. Registered Dublin, Ireland. Registration Number 465004, Companies Acts 1963 to 2006. Web: www.sheep.ie.



ICBF Active Bull List - Dairy AI Sires - Feb 2010



Bull Details					EBI & Proof Details				EBI Sub Indexes						Key Profit Traits								Semen Details					
Rk	Code	Name of Bull	Status	Sire	Hol	EBI	Rel%	Range	Proof	Milk	Fert	Calv	Beef	Maint	Hlth	M kg	F kg	P kg	F %	P %	CI	SU%	CD%	GL	Loc	Pr	Avail	Supplier
1	OJI	O-BEE MANFRED JUSTICE	PED	HCM	100	€280	93%	+/-€31	DP-IRL	€97	€126	€46	-€1	€6	€8	541	20.0	20.0	-0.01	0.04	-5.6	4.9	0.8	-3.5	0.7	€59	L	Eurogene/LIC
2	SOK	(IG) SUNNYBANK OMAN	PED	OJI	62	€268	48%	+/-€85	GS	€62	€154	€38	-€1	€8	€8	126	12.1	9.7	0.14	0.11	-7.8	5.1	0.7	-2.9	0.7	€17	H	NCBC
3	MJI	MORRISHEEN OJI FRANK	PED	OJI	87	€257	51%	+/-€82	GS	€129	€86	€34	-€10	€12	€4	443	30.6	22.1	0.25	0.13	-3.4	3.8	0.9	-3.0	-0.6	€18	M	Eurogene/LIC
4	KOZ	KEVINSFORT OJI HAZE	PED	OJI	94	€250	57%	+/-€77	GS	€59	€135	€45	-€1	€3	€9	402	12.5	13.2	-0.05	0.00	-6.5	4.7	1.5	-3.9	-0.3	€17	H	NCBC
5	BHZ	BALLYBROOK ASHLING JUSTICE	PED	OJI	65	€240	53%	+/-€81	GS	€106	€98	€38	-€12	€10	€0	182	15.5	17.0	0.16	0.21	-4.9	3.3	1.0	-3.2	-0.9	€17	H	NCBC
6	TIO	TIRONUI OM JOSKIN	PED	OKU	JE	€230	38%	+/-€93	DP-INT	€113	€105	€14	-€30	€26	€2	76	24.1	15.3	0.40	0.24	-5.2	3.6	0.8	-0.5	0.0	€16	M	Eurogene/LIC
7	BZR	BALLYBRIDE DANO	PED	HZO	68	€229	52%	+/-€81	GS	€81	€124	€26	-€13	€13	€0	168	9.5	13.8	0.06	0.15	-6.1	4.2	2.3	-2.0	-1.9	€20	L	ABS Ireland
8	AXP	ALL-RIEHL PAXTON-ET	PED	OJI	100	€229	52%	+/-€81	DP-INT	€54	€139	€27	-€1	€2	€9	481	11.7	13.7	-0.12	-0.04	-6.3	5.3	3.2	-2.4	0.7	€28	M	Eurogene/LIC
9	ROF	RALMA O-MAN CF CRICKET-ET	PED	OJI	100	€223	58%	+/-€76	DP-INT	€62	€117	€36	-€7	-€1	€17	493	10.2	15.3	-0.15	-0.02	-6.1	3.6	1.1	-2.5	1.6	€32	H	NCBC
10	MMU	MACOMBER O-MAN BOGART	PED	OJI	100	€219	50%	+/-€83	DP-INT	€62	€125	€24	-€9	€7	€11	440	16.5	13.6	0.00	-0.02	-6.1	4.3	3.2	-2.1	1.3	€35	H	NCBC
11	BYJ	BALLYDEHOH JUSTICE	PED	OJI	97	€217	70%	+/-€64	DP-IRL	€66	€125	€28	-€11	€4	€4	214	16.5	11.0	0.15	0.07	-6.3	4.2	2.0	-2.0	-0.5	€19	H	NCBC
12	PTM	PINE-TREE MISSY MYLES-ET	PED	OJI	100	€217	54%	+/-€80	DP-INT	€53	€122	€37	-€2	€1	€5	408	12.5	12.4	-0.05	-0.02	-5.3	4.9	0.9	-2.6	0.7	€22	M	Eurogene/LIC
13	UPH	MARS UPHILL	PED	OJI	100	€217	57%	+/-€77	GS	€100	€100	€27	-€14	€2	€3	233	19.6	16.1	0.20	0.16	-3.7	4.7	2.1	-1.8	0.5	€17	H	NCBC
14	TTY	TIMMER TYSON	PED	OJI	100	€214	58%	+/-€76	DP-INT	€81	€91	€33	-€6	€2	€12	253	20.9	13.3	0.21	0.09	-4.6	3.0	1.2	-2.3	1.0	€22	H	NCBC
15	RXO	RAMOS	PED	SRH	100	€214	79%	+/-€54	DP-INT	€38	€134	€35	-€10	€2	€15	223	6.2	8.3	-0.04	0.02	-5.9	5.3	1.6	-2.8	2.4	€48	L	Eurogene/LIC
16	RDO	RADON	PED	RXO	100	€212	44%	+/-€88	DP-INT	€70	€115	€27	-€6	€2	€5	511	14.0	16.2	-0.09	-0.01	-6.3	3.3	2.1	-2.2	1.3	€50	M	Dovea
17	RVW	RAYNHAM TGM AVAGO ET S3J		T.Maunga	JE	€211	36%	+/-€94	DP-INT	€93	€114	€7	-€34	€30	-€1	-221	23.1	8.0	0.63	0.31	-5.3	4.3	0.8	-0.4	0.0	€16	M	Eurogene/LIC
18	WMZ	WINDSOR-MANOR Z OFFICER-ET	PED	OJI	100	€210	54%	+/-€80	DP-INT	€54	€116	€34	-€3	€1	€8	293	13.5	10.7	0.04	0.02	-4.8	4.8	0.9	-2.4	1.0	€22	H	Eurogene/LIC
19	CGQ	COLDSPRINGS GARNETT CRI-ET	PED	OJI	100	€209	57%	+/-€77	DP-INT	€69	€97	€31	-€4	€7	€10	362	15.2	13.7	0.03	0.03	-4.8	3.3	1.3	-2.2	0.4	€16	H	Dovea
20	ORL	D ORLA	PED	OJI	100	€207	49%	+/-€84	DP-INT	€68	€99	€28	-€2	€0	€12	297	16.1	12.6	0.09	0.05	-5.3	3.0	1.6	-2.0	0.2	€21	H	Eurogene/LIC
21	VTH	VIA THELO	PED	OJI	100	€206	47%	+/-€86	DP-INT	€95	€74	€30	-€3	€2	€7	586	19.9	20.4	-0.04	0.02	-3.6	2.6	1.5	-2.0	1.3	€22	L	NCBC
22	VGE	MORNINGVIEW LEGEND-ET	PED	OJI	100	€206	59%	+/-€75	DP-INT	€97	€103	€26	-€18	-€9	€7	506	18.4	19.9	-0.01	0.06	-4.3	4.3	3.7	-2.3	1.4	€24	H	ABS Ireland
23	DZG	BALLYBRIDE DANGLE PIPER	PED	LPP	68	€204	43%	+/-€89	GS	€69	€121	€22	-€20	€14	-€3	-4	13.9	8.7	0.27	0.17	-7.8	2.3	4.0	-2.3	-2.7	€17	H	NCBC
24	LDU	LISDUFF MANFRED ET	PED	OJI	100	€204	70%	+/-€64	DP-IRL	€96	€81	€34	-€16	€6	€2	424	18.5	18.5	0.04	0.08	-3.8	3.0	1.8	-2.9	1.4	€19	H	NCBC
25	NRB	HENDEL RAMOS BERLAND	PED	RXO	100	€203	54%	+/-€80	GS	€67	€98	€39	-€8	-€1	€8	294	12.8	12.8	0.03	0.06	-3.6	4.5	0.9	-3.1	2.5	€15	L	Eurogene/LIC
26	WIU	WILLIAMS MANS CATALDO ET	PED	OKU	JE	€203	40%	+/-€91	DP-INT	€122	€80	€13	-€45	€40	-€7	-91	24.8	14.2	0.55	0.34	-3.4	3.3	0.6	-0.8	0.0	€16	M	Eurogene/LIC
27	RXR	MONAMORE ROMERO ET	PED	OJI	100	€201	62%	+/-€72	GS	€79	€101	€27	-€13	€0	€7	513	18.5	17.0	-0.02	0.00	-4.1	4.3	1.6	-1.4	1.6	€17	H	NCBC
28	EDV	EEDY DIVA OMAN	PED	OJI	100	€201	60%	+/-€74	GS	€59	€105	€31	€3	-€6	€10	429	12.5	13.6	-0.07	-0.01	-5.4	3.4	2.0	-2.4	0.0	€17	H	NCBC
29	LFM	(IG) LISDUFF MASTERPIECE ET 1	PED	OJI	97	€200	57%	+/-€77	GS	€96	€72	€36	€3	-€6	€0	462	18.5	19.0	0.02	0.07	-3.3	2.8	1.3	-2.4	0.8	€17	H	NCBC
30	MJM	MAJESTIC-MANOR OM BEACON-ET	PED	OJI	100	€200	51%	+/-€82	DP-INT	€73	€89	€35	-€3	€3	€5	497	18.9	15.7	0.00	-0.01	-4.3	3.2	0.9	-2.4	0.2	€17	H	Dovea
31	IMO	GENOS IMOLA ET	PED	OJI	100	€200	52%	+/-€81	GS	€79	€90	€30	€9	-€12	€3	505	18.9	16.8	0.00	0.00	-4.2	3.3	2.3	-2.4	-0.3	€20	H	Dovea
32	GFO	GROSS-FARM O-MAN SECRET-ET	PED	OJI	100	€200	48%	+/-€85	DP-INT	€82	€81	€35	-€3	-€2	€6	540	19.0	17.8	-0.03	0.00	-3.6	3.2	0.9	-2.2	0.1	€22	H	Eurogene/LIC
33	NOS	LADSON ALTALADDIE-ET	PED	OJI	100	€198	51%	+/-€82	DP-INT	€23	€129	€38	-€1	€2	€7	226	9.9	5.4	0.03	-0.04	-7.3	3.5	0.0	-2.4	0.0	€16	H	Alta/Bova
34	GJM	GRAN-J OMAN MCCORMICK	PED	OJI	100	€198	52%	+/-€81	DP-INT	€75	€87	€31	-€3	-€2	€10	376	20.3	14.1	0.11	0.03	-4.6	2.7	2.1	-2.2	1.5	€30	H	ABS Ireland
35	DXR	DERRYCOOLE CAMS	PED	BGZ	56	€196	50%	+/-€83	GS	€56	€129	€8	-€5	€7	€0	188	9.5	10.1	0.04	0.07	-6.7	4.1	7.2	-1.6	-1.7	€17	H	NCBC
36	CGH	CROCKETT-ACRES EIGHT-ET	PED	OJI	100	€196	52%	+/-€81	DP-INT	€74	€76	€39	-€6	€1	€11	421	14.6	15.6	-0.02	0.03	-2.3	4.1	0.7	-2.8	0.7	€23	M	NCBC
37	TXI	CARRACOUGH TISABRI	PED	OJI	94	€195	52%	+/-€81	GS	€90	€76	€26	-€7	€5	€4	306	25.1	14.7	0.25	0.08	-3.8	2.6	2.3	-2.1	0.0	€18	L	ABS Ireland
38	OKV	OKURA OM LAVA	PED	OKU	JE	€193	40%	+/-€91	DP-INT	€106	€85	€8	-€38	€33	-€2	-182	21.6	10.8	0.57	0.33	-4.1	3.0	1.5	-0.7	0.0	€16	M	Eurogene/LIC
39	GYK	GARRYMARTIN KEET	PED	BWZ	78	€192	69%	+/-€65	DP-IRL	€91	€82	€34	-€20	€9	-€4	111	26.0	12.0	0.41	0.16	-4.1	2.8	1.7	-2.8	-0.7	€19	L	NCBC
40	OMS	OMALLIS	PED	OJI	100	€191	46%	+/-€86	DP-INT	€69	€91	€33	-€6	€2	€3	370	18.2	13.4	0.08	0.02	-4.5	3.1	1.1	-2.3	-0.4	€16	H	Dovea
41	GGO	GRANAGOLEEN KEET	PED	BWZ	87	€189	56%	+/-€78	GS	€58	€105	€33	-€1	€0	-€6	128	11.2	9.3	0.12	0.10	-5.5	3.3	2.5	-2.9	-0.1	€17	H	NCBC
42	SKV	SCOTTS KL DANCER-ET S3F		K.Lancer	56	€188	48%	+/-€85	DP-INT	€78	€95	€29	-€31	€21	-€4	259	12.1	14.3	0.04	0.11	-6.1	1.9	1.2	-2.2	-0.8	€16	M	Eurogene/LIC



ICBF Active Bull List - Dairy AI Sires - Feb 2010



Bull Details					EBI & Proof Details				EBI Sub Indexes					Key Profit Traits								Semen Details						
Rk	Code	Name of Bull	Status	Sire	Hol	EBI	Rel%	Range	Proof	Milk	Fert	Calv	Beef	Maint	Hlth	M kg	F kg	P kg	F %	P %	CI	SU%	CD%	GL	Loc	Pr	Avail	Supplier
43	MZY	MEENASCORTHY STAR	PED	BWZ	78	€188	56%	+/-€78	GS	€72	€91	€35	-€7	€2	-€5	106	16.6	10.4	0.24	0.13	-4.8	2.9	2.9	-3.2	-0.6	€17	H	NCBC
44	ODP	D OPMAN	PED	OJI	100	€188	51%	+/-€82	DP-INT	€78	€75	€30	-€5	€2	€7	454	16.2	16.4	-0.02	0.03	-3.7	2.6	1.6	-2.2	0.2	€23	M	Eurogene/LIC
45	DZM	D OMAR	PED	OJI	100	€188	51%	+/-€82	DP-INT	€86	€69	€29	-€6	€3	€7	451	19.9	17.0	0.05	0.04	-2.7	3.1	1.9	-1.9	0.8	€21	H	Eurogene/LIC
46	LZO	LEANAMORE OMAN	PED	OJI	94	€186	58%	+/-€76	GS	€85	€68	€40	-€10	€2	€2	250	20.2	13.9	0.20	0.10	-3.6	2.1	1.9	-3.6	-0.1	€17	H	NCBC
47	UFB	UFM-DUBS ALTAESQUIRE-ET	PED	OJI	100	€186	49%	+/-€84	DP-INT	€89	€69	€25	€1	€0	€3	482	24.9	17.1	0.12	0.02	-3.3	2.5	2.7	-1.9	1.5	€29	H	Alta
48	MTW	MARS OPTOWN	PED	OJI	100	€185	57%	+/-€77	DP-IRL	€95	€85	€18	-€14	€4	-€2	361	19.4	17.2	0.10	0.10	-4.0	3.0	1.7	-0.2	-0.2	€17	H	NCBC
49	VUT	VOUSTER	PED	OJI	100	€184	50%	+/-€83	DP-INT	€93	€64	€24	-€3	-€1	€7	464	19.9	18.4	0.04	0.05	-3.6	1.8	2.0	-1.6	0.4	€19	H	Eurogene/LIC
50	HTH	HAZAEEL LIGHT DETECTOR S2F		LGI	37	€183	43%	+/-€89	DP-INT	€65	€101	€24	-€22	€18	-€2	99	7.5	10.6	0.07	0.14	-5.7	2.7	1.4	-1.6	-1.3	€16	H	Eurogene/LIC
51	PKK	PARKDUV MARK	PED	RUU	97	€183	58%	+/-€76	GS	€60	€94	€34	-€1	-€7	€2	104	10.9	9.4	0.13	0.11	-4.5	3.4	1.6	-2.5	-1.1	€17	H	NCBC
52	GIO	GIBOR	PED	GBN	97	€183	74%	+/-€60	DP-INT	€59	€85	€32	€3	-€11	€14	453	6.3	15.0	-0.19	0.00	-1.9	5.1	2.0	-2.6	3.2	€30	H	Dovea
53	WJU	WA-DEL JUNCTION-ET	PED	OJI	100	€183	54%	+/-€80	DP-INT	€73	€73	€36	-€3	€0	€4	536	19.8	16.2	-0.01	-0.03	-2.9	3.2	0.9	-2.5	1.5	€19	H	ABS Ireland
54	OJT	OMJET	PED	OJI	100	€182	47%	+/-€86	DP-INT	€86	€68	€28	-€7	€4	€3	400	21.0	16.1	0.11	0.05	-3.5	2.3	1.6	-1.7	0.8	€20	H	Dovea
55	KMA	KNOCKSOUNA MARS	PED	MAU	87	€179	53%	+/-€81	GS	€46	€129	€13	-€16	€6	€0	-1	3.1	6.8	0.06	0.13	-7.5	3.4	3.6	-1.0	-1.7	€17	L	NCBC
56	LZD	LAURAGH DANE	PED	UYC	47	€178	51%	+/-€82	GS	€84	€74	€26	-€18	€19	-€6	243	17.2	14.1	0.15	0.11	-4.5	1.7	5.3	-3.4	-1.6	€17	H	NCBC
57	WRJ	WILLEM'S HOEVE R JACK	PED	OJI	100	€178	62%	+/-€72	GS	€108	€47	€25	-€8	€7	-€1	454	22.8	20.1	0.10	0.09	-1.5	2.5	1.0	-1.9	0.4	€17	L	ABS Ireland
58	MLV	MITCHELLS VICTOR S1F		UYC	53	€177	56%	+/-€78	DP-INT	€61	€93	€26	-€20	€20	-€3	121	13.2	9.3	0.16	0.10	-4.9	2.8	2.9	-2.6	0.0	€14	L	Eurogene/LIC
59	EZT	LAURAGH ESTER KAIAPOI	PED	SLW	62	€177	45%	+/-€87	GS	€44	€118	€25	-€18	€13	-€5	-109	10.9	3.7	0.30	0.14	-5.9	3.9	1.6	-2.1	-1.7	€17	H	NCBC
60	KYF	KEALFINCHEON ROYCE	PED	RUU	81	€176	58%	+/-€76	GS	€38	€108	€37	-€3	-€2	-€1	48	15.8	4.2	0.27	0.05	-6.5	2.6	2.0	-2.8	-1.3	€17	H	NCBC
61	SIZ	SHINE DANO	PED	HZO	78	€175	64%	+/-€71	DP-IRL	€91	€76	€14	-€14	€6	€2	425	19.5	17.5	0.06	0.06	-4.6	1.8	4.6	-1.0	-1.4	€19	H	NCBC
62	SXL	KILLINGLEY KEET STARLIGHT	PED	BWZ	75	€172	52%	+/-€81	GS	€64	€85	€43	-€21	€5	-€4	242	15.5	11.2	0.12	0.06	-4.8	2.3	1.7	-4.0	-0.5	€17	L	ABS Ireland
63	HMY	HIGHMOUNT KENNY	PED	BWZ	96	€172	69%	+/-€65	DP-IRL	€73	€78	€33	-€14	€7	-€6	7	20.5	8.5	0.39	0.16	-4.4	2.1	1.8	-2.8	-1.0	€19	H	NCBC
64	OES	OMNES	PED	OJI	100	€171	46%	+/-€86	DP-INT	€52	€86	€32	-€7	-€1	€9	338	6.7	12.0	-0.11	0.02	-5.1	2.1	2.1	-2.5	1.8	€22	H	Dovea
65	WWY	WINNING-WAY MYLES-ET	PED	OJI	100	€170	58%	+/-€76	GS	€59	€77	€29	-€6	€5	€5	488	11.7	14.6	-0.12	-0.03	-2.6	3.9	2.9	-2.4	-0.1	€19	H	ABS Ireland
66	UFM	UFM-DUBS ELLROD-ET	PED	OJI	100	€170	51%	+/-€82	DP-INT	€76	€57	€36	-€1	-€2	€5	400	20.8	14.5	0.10	0.02	-1.8	3.0	0.9	-2.6	0.6	€25	H	ABS Ireland
67	LRZ	LAUREL	PED	Lay-Out Red	100	€169	77%	+/-€56	DP-INT	€36	€108	€31	-€15	€3	€5	25	8.6	4.8	0.15	0.08	-3.5	5.5	2.0	-2.4	1.9	€20	H	Dovea
68	MTD	MERRIDOWNS MANS STING	PED	OKU	JE	€168	37%	+/-€93	DP-INT	€85	€30	€8	-€41	€36	€0	-125	19.6	8.7	0.48	0.25	-3.6	3.1	1.4	-0.7	0.0	€18	H	NCBC
69	ERZ	BERTE	PED	Bonus	100	€168	62%	+/-€72	DP-INT	€6	€144	€18	-€3	€2	€1	126	1.9	2.5	-0.05	-0.03	-6.4	5.6	0.9	-0.9	-0.5	€18	M	ABS Ireland
70	MSW	MORROWS NOTE TRIDENT		Noteworthy	100	€167	43%	+/-€89	DP-INT	€56	€100	€16	-€21	€16	€0	131	16.0	8.3	0.21	0.07	-5.9	2.4	2.2	-1.1	-1.4	€16	L	Eurogene/LIC
71	WLS	WHINLEA DANS SOLDIER-ET		HZO	78	€166	49%	+/-€84	DP-INT	€74	€71	€26	-€15	€13	-€2	441	14.0	15.9	-0.05	0.02	-2.7	3.3	2.4	-0.4	-2.2	€16	L	Eurogene/LIC
72	LDQ	LEES DANO EXCELLENCE		HZO	100	€166	47%	+/-€86	DP-INT	€61	€90	€21	-€20	€13	€1	251	8.6	12.0	-0.02	0.07	-5.3	2.3	2.5	-1.5	-2.0	€16	M	Eurogene/LIC
73	BYH	BALLYBRIDE SHERRY DANO	PED	HZO	37	€166	49%	+/-€84	GS	€69	€85	€15	-€15	€8	€5	219	14.7	11.8	0.12	0.09	-5.7	1.4	3.5	-0.9	-2.3	€17	H	NCBC
74	VLA	CORRINVILLE BRENDAN 658	PED	RUU	72	€165	61%	+/-€73	GS	€32	€108	€24	€0	-€5	€5	-101	10.0	2.1	0.27	0.11	-5.6	3.5	2.1	-1.9	-1.9	€17	H	NCBC
75	GMZ	GORMEZ LEE	PED	OJI	100	€165	54%	+/-€80	GS	€72	€76	€31	-€10	-€9	€4	409	10.5	15.8	-0.09	0.04	-3.3	3.1	1.6	-1.9	0.9	€17	H	NCBC

Key to Table: **Hol** = % Holstein Genes. **Range** = The upper and lower EBI limit for the bulls proof, based on EBI reliability. **Proof** = The status of the bull proof (DP-IRL = Daughter Proven based on milk recorded daughters in Ireland, DP-INT = Daughter Proven, based on milk recorded daughters outside of Ireland (International), GS = Genomically Selected). **CI** = Calving Interval Days, **SU%** = % Survival from lactation to lactation, **CD%** = % Calving Difficulty. **GL** = Gestation Length Days. **Loc** = Locomotion Type Trait. **Pr** = € price per straw. **Avail** = Availability (H=>6,000 doses, M= 4-6,000 doses, L=2-4,000 doses). **Farmers are strongly urged to use a minimum of 5 AI bulls from the list**. For more information on the ICBF Active Bull List, please call 1850 600 900 or log onto www.icbf.com. Copyright ICBF 2010.