

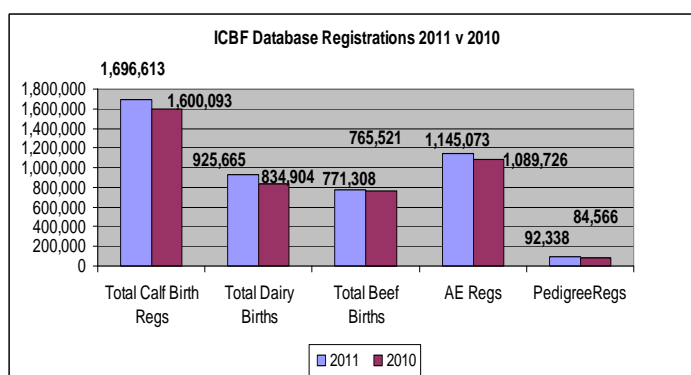
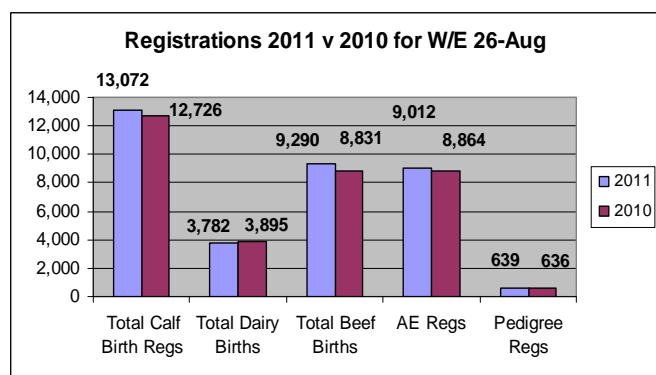
1 Important Dates

- ✚ **ICBF Dairy and Beef Industry meetings** – Wednesday 7th September, 10:00 to 17:00 - Killeshin Hotel, Portlaoise.
- ✚ **ICBF Board Meeting** – Thursday 15th September, 10:30 to 14:00 – ICBF, Highfield House, Bandon.
- ✚ **Sheep Ireland Board Meeting** – Thursday 6th October, 14:00 to 16:30 – Tullamore.
- ✚ **High Health Status Sale** – Saturday 15th October 2011 – 12:00 to 2:00 - Tully Performance Test Centre, Tully.

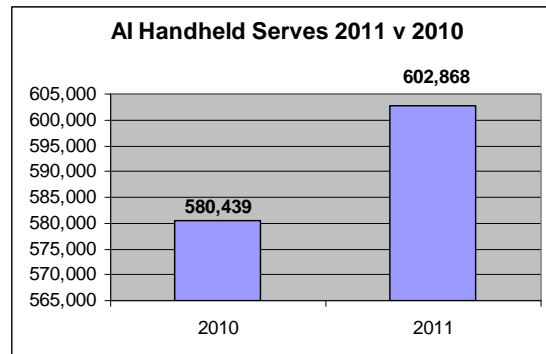
2 Interbull, Interbeef & EAAP

- ✚ Ireland and ICBF are represented at the Interbull and EAAP meetings which start today, in Stavanger, Norway, run through the weekend and finish Thursday next week. Some 1,200 animal scientists from around the world will be in attendance.
- ✚ The weekend will be taken up with Interbull meetings. Andrew Cromie has been appointed to the Interbull Steering Committee by the UK, Dutch and Irish members. He will be serving an initial term of three years commencing at these meetings. The Interbull Open Meeting agenda contains 53 papers on a range of subjects relevant to dairy cattle genetic evaluations and dairy breeding in general. A copy of Andrew's presentation will go into the publications section of www.icbf.com early next week.
- ✚ The EAAP meeting starts on Monday next week and includes a joint session with Interbull on genomics. I have been asked to give the first paper in this session and will cover the relevance of the Interbull structures, set-up to provide international sire evaluations, in the era of genomics. A copy of my presentation will also go up on www.icbf.com early next week.
- ✚ During the meetings the ten organisations that have agreed to sign-up for the next phase in the development of Interbeef will be signing the Interbeef Agreement. This will clear the way for the sharing of data and the establishment of an international genetic evaluation service for beef breeds and traits. The service will be developed by the Interbull Centre based at the Swedish University of Agricultural Science.
- ✚ Several papers will be given to the EAAP meeting by members of the ICBF and Teagasc teams. More details next week.

3 Database



- ✚ The stats above are compiled with the assistance of DAFF AIM systems.
- ✚ In the Suckler scheme, the number of 2010 born calves with meal introduced is 641,858 with the number of animals weaned at 586,103.
- ✚ The health recording forms for the Dairy Efficiency Scheme (DEP) will be sent to farmers in the first weeks of September.
- ✚ Testing continues on the prototype of a new cattle weighing scales with blue-tooth integration to ICBF handheld software.
- ✚ Work is on-going in building the systems that will support the up-coming national BVD eradication programme.
- ✚ The genotype database management solution that ICBF have in place will be demonstrated to those with whom we have genotype sharing arrangements at a meeting in Norway today.
- ✚ The graph shows Inseminations recorded on AI Handhelds in 2011 compared with 2010.



4 GROW®

Beef

- ✚ The August run shows that the GI tested bulls figures are holding up very well.
- ✚ 30 of the 46 bulls tested so far on Gene Ireland are still 5 star bulls.
- ✚ The Limousin ERE is the highest rated bull in his breed.
- ✚ Recording on farm weights and maternal weaning weights of Gene Ireland progeny is ongoing.
- ✚ Work is continuing on finalizing the bulls for the autumn panel.
- ✚ More details on the bulls are available in the ~~GENE~~IRLAND section of the website.
- ✚ To order straws phone 1850 600 900 or 045 521573.

5 Genetic Evaluations

- ✚ Genomic evaluations are now official for Friesian animals where they meet the minimum criteria of 5% relatedness to the training population.
- ✚ Genomic evaluations for young animals have been completed and are now uploaded to the database.
- ✚ Evaluations for dairy fertility and calving evaluations for submission to the Interbull test run are on-going.
- ✚ The extra information for the bull search has been updated.

6 Milk Recording

| National Milk Recording Statistics - Herds, Cows & EDIY 26/08/11 | | | | | | |
|--|-----------------------------------|-----------------------------|--------------|--------------------------------------|----------------------------|-------------|
| Milk Recording Organisation | Total Herds Recorded YTD 26/08/11 | No. EDIY Herds YTD 26/08/11 | % Herds EDIY | Total No. Cows Recorded YTD 26/08/11 | No. EDIY Cows YTD 26/08/11 | % Cows EDIY |
| Munster | 3,666 | 1,041 | 28% | 300,220 | 94,502 | 31% |
| Progressive | 2,364 | 895 | 38% | 211,548 | 80,453 | 38% |
| Tipperary | 144 | 64 | 44% | 13,049 | 6,286 | 48% |
| Total | 6,174 | 2,000 | 32% | 524,817 | 181,241 | 35% |

| Recorded Cows by Milk Recording Organisation - Year on Year Comparison | | | |
|--|--|--|---|
| Milk Recording Organisation | YTD 2010 Cows Recorded 01/01/10 - 26/08/10 | YTD 2011 Cows Recorded 01/01/11 - 26/08/11 | 2011 vs. 2010 Year on Year Difference (%) |
| Munster | 274,161 | 300,220 | 8.7% |
| Progressive | 188,461 | 211,548 | 10.9% |
| Tipperary | 11,869 | 13,049 | 9.0% |
| Total | 474,491 | 524,817 | 9.6% |

| National Milk Recording Averages by Province - 10 day Period 16/08/11 to 26/08/11 | | | | | | | | |
|---|--------------------|-------------------|-------------------|--------------------------|---------------|-------------------|------------------|-------------|
| Provincial | No. Herds Recorded | No. Cows Recorded | Average Herd Size | Average 24hr Milk kg/Cow | Average Fat % | Average Protein % | Average F + P kg | Average SCC |
| Munster | 1029 | 76,254 | 74 | 20.6 | 4.00 | 3.51 | 1.55 | 266 |
| Leinster | 216 | 16,260 | 75 | 21.0 | 3.88 | 3.45 | 1.54 | 327 |
| Connacht | 54 | 2,883 | 53 | 21.5 | 3.76 | 3.36 | 1.53 | 291 |
| Ulster | 66 | 4,672 | 71 | 20.7 | 3.83 | 3.40 | 1.50 | 305 |

| National Milk Recording Results by County - 10 day Period 16/08/11 to 26/08/11 | | | | | | | | |
|--|--------------------|-------------------|-------------------|--------------------------|---------------|-------------------|------------------|-------------|
| | No. Herds Recorded | No. Cows Recorded | Average Herd Size | Average 24hr Milk kg/Cow | Average Fat % | Average Protein % | Average F + P kg | Average SCC |
| CARLOW | 8 | 651 | 81 | 21.7 | 4.02 | 3.40 | 1.61 | 341 |
| CAVAN | 26 | 1,536 | 59 | 20.6 | 3.86 | 3.41 | 1.50 | 255 |
| CLARE | 28 | 1,675 | 60 | 20.5 | 3.83 | 3.44 | 1.49 | 254 |
| CORK STH | 271 | 19,712 | 73 | 21.2 | 3.96 | 3.50 | 1.58 | 234 |
| CORK NTH | 298 | 21,885 | 73 | 20.3 | 4.12 | 3.59 | 1.57 | 257 |
| DONEGAL | 15 | 1,752 | 117 | 19.2 | 4.01 | 3.46 | 1.43 | 353 |
| DUBLIN | 1 | 63 | 63 | 22.8 | 3.42 | 3.29 | 1.53 | 340 |
| GALWAY | 21 | 1,217 | 58 | 23.7 | 3.84 | 3.39 | 1.71 | 343 |
| KERRY | 141 | 9,666 | 69 | 21.1 | 3.83 | 3.44 | 1.53 | 311 |

| | | | | | | | | |
|-----------------|---------------------------|--------------------------|--------------------------|---------------------------------|----------------------|--------------------------|-------------------------|--------------------|
| KILDARE | 14 | 1,166 | 83 | 21.6 | 3.98 | 3.43 | 1.60 | 387 |
| KILKENNY | 16 | 1,273 | 80 | 21.0 | 3.97 | 3.51 | 1.57 | 225 |
| LAOIS | 29 | 1,974 | 68 | 20.7 | 3.95 | 3.51 | 1.54 | 313 |
| LEITRIM | 2 | 80 | 40 | 19.9 | 3.53 | 3.30 | 1.36 | 294 |
| LIMERICK | 121 | 8,773 | 73 | 21.4 | 3.84 | 3.46 | 1.56 | 278 |
| LONGFORD | 5 | 261 | 52 | 19.3 | 3.83 | 3.54 | 1.42 | 389 |
| LOUTH | 8 | 512 | 64 | 23.5 | 3.94 | 3.46 | 1.74 | 374 |
| MAYO | 13 | 603 | 46 | 26.5 | 3.46 | 3.41 | 1.82 | 240 |
| MEATH | 35 | 3,317 | 95 | 20.0 | 3.80 | 3.37 | 1.43 | 318 |
| MONAGHAN | 25 | 1,384 | 55 | 22.3 | 3.61 | 3.33 | 1.55 | 307 |
| OFFALY | 27 | 1,814 | 67 | 19.9 | 4.09 | 3.44 | 1.50 | 300 |
| ROSCOMMON | 4 | 205 | 51 | 20.8 | 3.82 | 3.33 | 1.49 | 298 |
| SLIGO | 14 | 778 | 56 | 16.4 | 4.17 | 3.37 | 1.24 | 280 |
| TIPPERARY NTH | 44 | 3,616 | 82 | 22.0 | 3.95 | 3.49 | 1.64 | 310 |
| TIPPERARY STH | 59 | 4,780 | 81 | 19.2 | 4.17 | 3.55 | 1.48 | 233 |
| WATERFORD | 67 | 6,147 | 92 | 19.3 | 4.30 | 3.62 | 1.53 | 254 |
| WESTMEATH | 8 | 618 | 77 | 21.9 | 3.99 | 3.46 | 1.63 | 268 |
| WEXFORD | 51 | 3,529 | 69 | 20.8 | 3.92 | 3.53 | 1.55 | 226 |
| WICKLOW E | 12 | 898 | 75 | 20.7 | 3.80 | 3.41 | 1.49 | 333 |
| WICKLOW W | 2 | 184 | 92 | 18.5 | 3.94 | 3.54 | 1.38 | 440 |
| | <i>No. Herds Recorded</i> | <i>No. Cows Recorded</i> | <i>Average Herd Size</i> | <i>Average 24hr Milk kg/Cow</i> | <i>Average Fat %</i> | <i>Average Protein %</i> | <i>Average F + P kg</i> | <i>Average SCC</i> |
| National | 1,365 | 100,069 | 71 | 20.9 | 3.89 | 3.45 | 1.54 | 302 |

Brian Wickham (PhD) Chief Executive, ICBF & Sheep Ireland, Highfield House, Shinagh, Bandon Co. Cork., Phone: +353 238 820 222, Mobile: +353 86 826 9911, Email bwickham@icbf.com.

Registered Office: Irish Cattle Breeding Federation Society Ltd trading as "ICBF", Highfield House, Shinagh, Bandon, Co Cork. Registered Dublin, Ireland. Registration Number 4914R, Industrial and Provident Societies Acts, 1893 to 1978. Web: www.icbf.com.

Registered Office: Sheep Database Ltd trading as "Sheep Ireland". Highfield House, Shinagh, Bandon, Co Cork. Registered Dublin, Ireland. Registration Number 465004, Companies Acts 1963 to 2006. Web: www.sheep.ie.