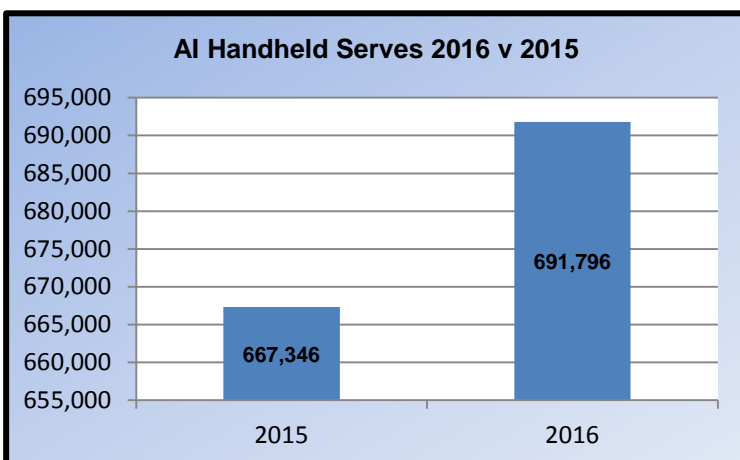
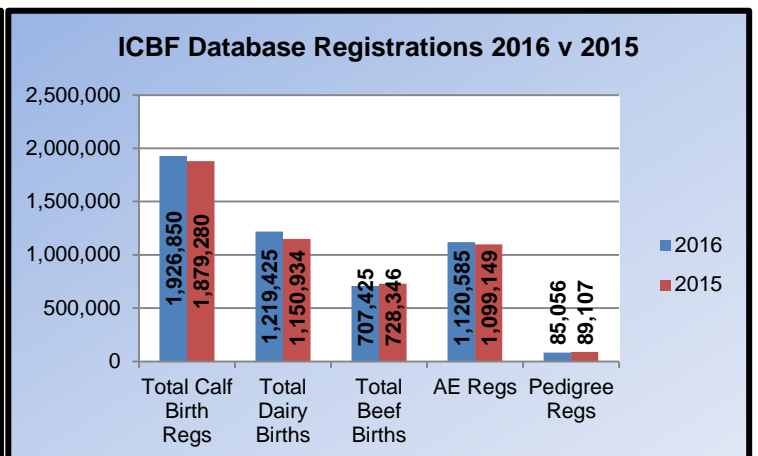
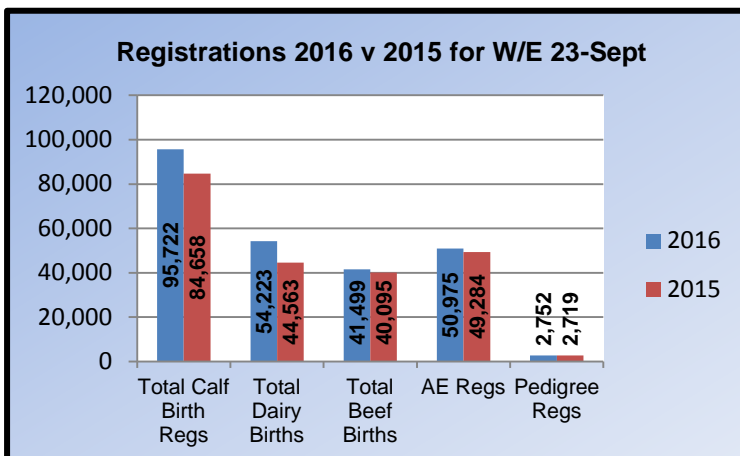


ICBF Weekly Update 23rd September 2016

1 Important Dates

- Audit & Finance Meeting** – Monday 14th November 2016 at 14:00, Killeshin Hotel, Portlaoise.
- ICBF Board Meeting** – Thursday 24th November 2016 at 10:30, Killeshin Hotel, Portlaoise.
- Sheep Board Meeting** – Friday 30th September at 10:00am in Lyons Estate, UCD – Newcastle, Co. Kildare.

2 Database



- The stats above are compiled with the assistance of DAFM AIM systems.
- BVD test results continue to be received at ICBF and are being processed accordingly. There have been 2,287,276 results received since January 1st, of which 48,8751 have come in the last 7 days. Since the beginning of the voluntary phase in 2012, 9,615,718 results have now been received.
- The chart shows Inseminations recorded on AI Handhelds in 2016 compared with 2015.

3 Herd Plus®

- Genetic Evaluations in Beef and Dairy have now gone live, including the new Beef Genomic Evaluations. The latest results can be viewed using the Animal Search or by logging in to www.icbf.com. To learn more about how genomic evaluations work, check out this short video <https://www.youtube.com/watch?v=RfQTW8O2L8Y>
- The changes to the EBI genetic base cow have now gone live. The EBI genetic base cow, which is the genetic reference point for all dairy cattle in Ireland, is now younger, having moved from a 1995 to a 2005 born genetic base cow. For more information on this base change, go to <http://www.icbf.com/?p=5852>
- Dairy and Beef Calving reports for 2016 are available to view online to all Herdplus members, reports have also been posted to HerdPlus Dairy postal herds and to all beef HerdPlus members.

- ✚ ICBF were present at the National Ploughing Championships this year as part of the Irish Farmers Journal / ICBF / Bord Bia Livestock Demonstration. ICBF were also present at the Department of Agriculture, Food and the Marine stand where we were taking Beef Data and Genomics Programme (BDGP) queries.
- ✚ The benefits and uses of the Euro-Star index were discussed at the Beef Livestock Demonstration. The demonstrations took place at 10am, 12pm, 2pm and 4pm over the 3 days at the Irish Farmers Journal Stand.



Chris Daly ICBF, speaking during the Livestock Demonstration at this year's National Ploughing Championships

4 Genetic Evaluations

- ✚ The COW (Cow Own Worth) index has been designed as a **management tool** to rank dairy cows more aligned to their actual performance. The COW index takes into account the genetic and environmental effects for traits, while also incorporating the expected performance of cow due to her age and calving date. Cows are ranked on expected performance for their remaining lifetime. The COW index is suitable for highlighting the best performers in the herd and identifying the most suitable candidates for culling.
- ✚ The COW index is currently being piloted on a selection of Spring-calving herds that milk record and have entered scanning data into the database. Improvements are being made in the ranking of cows based on the pilot herds feedback and report formats are being trialled.
- ✚ Work is well under way for the first pilot genetic & genomic evaluation of meat eating quality. The phenotypes used in those evaluations are panel tasting results done on approximately 1,300 Tully cattle for tenderness, juiciness, and flavour.

5 Milk Recording

National Milk Recording Statistics - Herds, Cows & EDIY 23/09/16						
Milk Recording Organisation	Total Herds Recorded YTD 23/09/16	No. EDIY Herds YTD 23/09/16	% Herds EDIY	Total No. Cows Recorded YTD 23/09/16	No. EDIY Cows YTD 23/09/16	% Cows EDIY
Munster	3,667	1,125	31%	357,246	119,779	34%
Progressive	2,312	939	41%	249,976	101,724	41%
Tipperary	116	52	45%	11,149	4,883	44%
Total	6,095	2,116	35%	618,371	226,386	37%

Recorded Cows by Milk Recording Organisation - Year on Year Comparison

Milk Recording Organisation	YTD 2015 Cows Recorded 01/01/15- 23/09/15	YTD 2016 Cows Recorded 01/01/16- 23/09/16	2016 vs 2015 Year on Year Difference (%)
Munster	363,876	357,246	-1.8%
Progressive	254,541	249,976	-1.8%
Tipperary	11,765	11,149	-5.2%
Total	630,182	618,371	-1.9%

6 Sheep Ireland

Ploughing 2016

- This year's ploughing championships was yet another record breaking event. For the duration of the three days, Sheep Ireland took part in the Irish Farmers Journal livestock demonstration. This demonstration was located right in the heart of the ploughing site and attracted huge crowds each day.
- The livestock demo focused on Sucklers, Beef, Dairy and of course Sheep. In the sheep demonstration Sheep Ireland presented ewe lambs from the flock of CPT farmer Andrew Moloney, Edenderry, Co. Offaly and two Lanark Blackface Mountain rams from the flock of Michael Ketch from Stradbally, Co. Waterford. The discussion on both groups of stock centred around the Euro-Star evaluations and the benefits available to Irish sheep farmers from using high Euro-Star Index breeding rams.

CPT AI 2016

- Another season of CPT AI is almost upon us. Plans are now in place to AI 2,500 ewes in the month of October. CPT ram selection is almost complete, with just one or two spots available across each breed. Any breeder that would like to submit a ram for the CPT should contact us ASAP. Rams must have a high Euro-Star index on the Replacement Index as a minimum entry criteria and have been used or be intended for use as a pedigree breeding sire in 2016.
- The benefits of getting a ram into the CPT are many. The main one is linkage. Unfortunately a number of performance recording flocks participating in LambPlus are not genetically linked or related to other performance recording flocks in their breed. In order to be linked, a breeder must share a ram with another 'linked' breeder and the subsequent progeny born from these matings must be weighed. Once this happens the evaluation can go to work and start stripping out the effect of different environmental influences that exist on different farms. The more farms that use a particular sire, the better chance the evaluation system has to work out the 'genetic' element of the sire's performance. Hence the greater the number of linked flocks involved in performance recording the higher the accuracy% will go.

Plans for Unlinked Flock Going Forward

- In the past Sheep Ireland has communicated with unlinked flocks across all breeds. We will use the remainder of 2016 and 2017 to educate these unlinked breeders about the importance of being linked. Sheep Ireland has a responsibility to commercial farmers to provide the best possible Euro-Star indexes and in order for us to achieve this, all performance recording flocks will need to be genetically linked. In 2018 Euro-Star Indexes will not be made available to unlinked flocks. The RamPlus programme which Sheep Ireland launched on a pilot project basis for the Texel and Belclare Breeds is a great way for breeders to get linked. Our intention is to make this programme available to all the main performance recording breeds in 2017.

Some images from the Ploughing 2016



Sean Coughlan Chief Executive, ICBF & Sheep Ireland, Highfield House, Shinagh, Bandon Co. Cork., Phone: +353 238 820 222, Email info@icbf.com. **Registered Office:** Irish Cattle Breeding Federation Society Ltd trading as "ICBF", Highfield House, Shinagh, Bandon, Co Cork. Registered Dublin, Ireland. Registration Number 4914R, Industrial and Provident Societies Acts, 1893 to 1978. Web: www.icbf.com. **Registered Office:** Sheep Database Ltd trading as "Sheep Ireland". Highfield House, Shinagh, Bandon, Co Cork. Registered Dublin, Ireland. Registration Number 465004, Companies Acts 1963 to 2006. Web: www.sheep.ie.

National Milk Recording Results for the 10 day period, 14-SEP-2016 To 23-SEP-2016

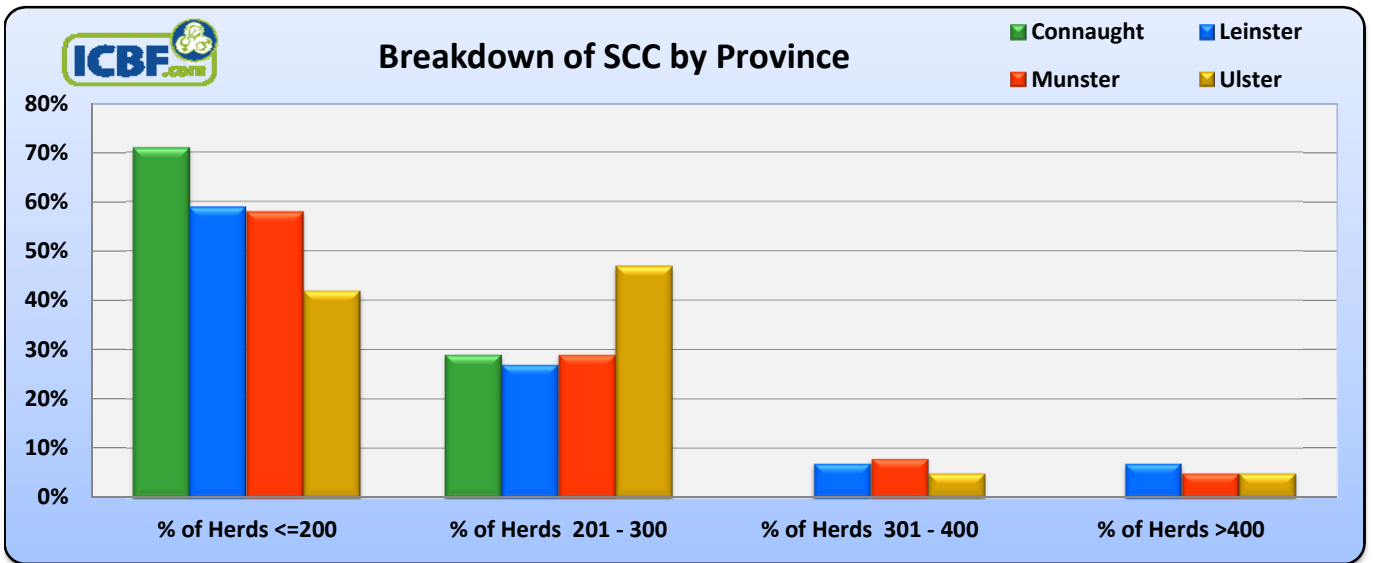
ICBF	No. Herds Recorded	No. Cows Recorded	Avg Herd Size	Avg Milk kg/Cow	Average Fat %	Average Protein %	Average F+P kg	Average SCC*
Connaught	17	1,461	86	19.1	4.37	3.65	1.52	166
Leinster	134	11,945	89	18.5	4.28	3.62	1.45	178
Munster	565	47,533	84	17.6	4.38	3.75	1.43	181
Ulster	19	1,367	72	18.2	4.15	3.52	1.39	190
National Statistics	735	62,306	85	17.8	4.35	3.72	1.43	180

* Geometric Mean Herd SCC

SCC Distribution for the 10 day period, 14-SEP-2016 To 23-SEP-2016

ICBF	No. Herds Recorded	No. Cows Recorded	Avg Herd Size	% of Herds <=200	% of Herds 201 - 300	% of Herds 301 - 400	% of Herds >400	Average SCC*
Connaught	17	1,461	86	71%	29%	0%	0%	166
Leinster	134	11,945	89	59%	27%	7%	7%	178
Munster	565	47,533	84	58%	29%	8%	5%	181
Ulster	19	1,367	72	42%	47%	5%	5%	190
National Statistics	735	62,306	85	58%	29%	7%	5%	180

* Geometric Mean Herd SCC



% Herd Breakdown for the 10 day period, 14-SEP-2016 To 23-SEP-2016								
ICBF	No. Herds Recorded	No. Cows Recorded	Avg Herd Size	Best 20% SCC	Best 40% SCC	Average SCC**	Worst 40% SCC	Worst 20% SCC
Connaught	17	1,461	86	122	158	172	176	250
Leinster	134	11,945	89	112	161	179	204	273
Munster	565	47,533	84	121	160	181	205	261
Ulster	19	1,367	72	126	182	208	214	267
National Statistics	735	62,306	85	120	160	179	205	262

** Percentile Herd SCC Rank (Median SCC)

