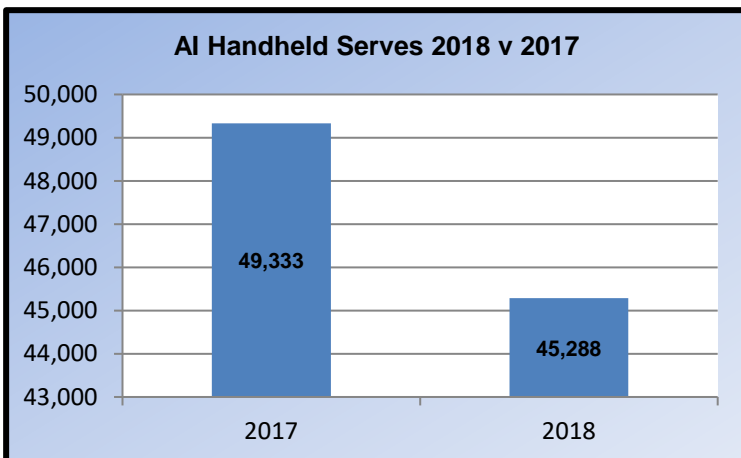
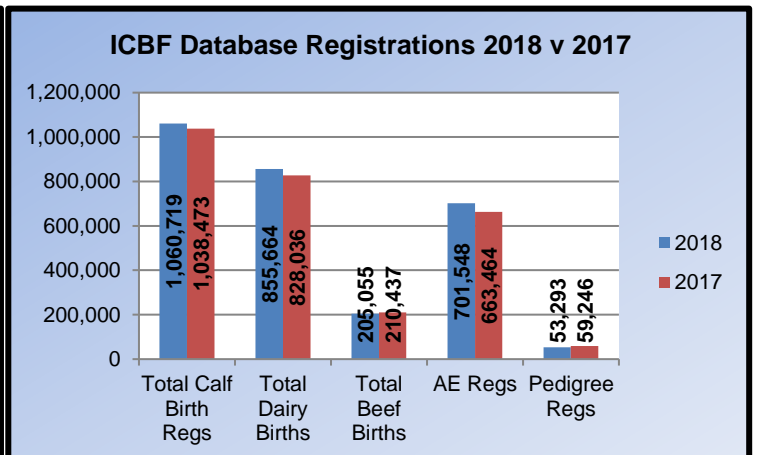
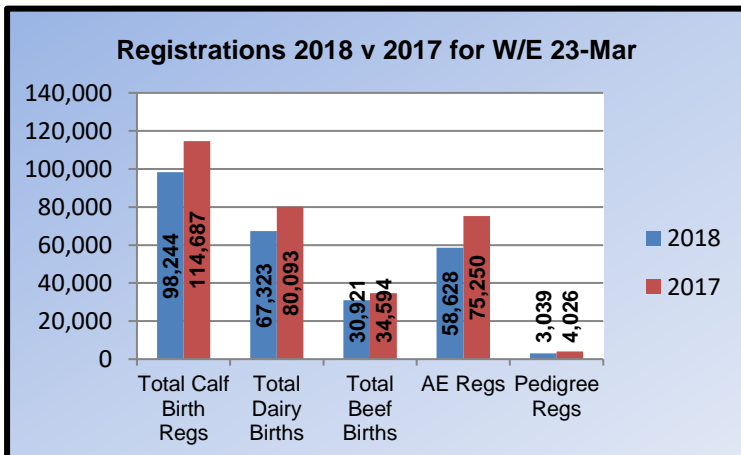


## ICBF Weekly 23<sup>rd</sup> March 2018

### 1 Important Dates

- Audit & Finance Meeting** – Thursday 29<sup>th</sup> March at 10:00am, Killeshin Hotel, Portlaoise.
- ICBF Board Meeting** – Thursday 5<sup>th</sup> April at 10:00am, Killeshin Hotel, Portlaoise.
- Sheep Board Meeting** – Thursday 5<sup>th</sup> April at 2:00pm, Killeshin Hotel, Portlaoise.

### 2 Database



- The stats above are compiled with the assistance of DAFM AIM systems.
- BVD test results continue to be received at ICBF and are being processed accordingly. There have been 1,027,788 results received since January 1<sup>st</sup>, of which 98,622 have come in the last 7 days. Since the beginning of the voluntary phase in 2012, 12,949,301 results have now been received.
- The chart shows Inseminations recorded on AI Handhelds in 2018 compared with 2017.

### 3 Herd Plus®

Want To Be Part of The Future of Dairy Genetics? With over 500 herds now signed up, there are still a limited number of Dairy Gene Ireland straws available to order. Click [here](#) for more details.

Over 60 years of pedigree breeding for Co. Offaly farmer - Joe Deverell runs a herd of pedigree Herefords and Simmentals in Geashill, Co. Offaly. Click [here](#) for more details.

✚ March Dairy AI Active Bulls Updated - Proofs for Active Dairy AI bulls have been published. For this evaluation new information has been incorporated for the fertility and calving sub index. Click [here](#) for further details.



#### 4 GENÉ IRELAND® Beef

✚ Orders are continuing for the GI Beef Spring 2018 bulls.

✚ 224 herds taking a total of 3385 straws have ordered so far.

✚ The average order is 15 straws per herd.

✚ The bull LM4356 reached the 500 straws target this week

✚ Details on the bulls available can be viewed on the ICBF website.

✚ To learn more or to order straws please telephone **023 8820452**.

Code	Name of Bull	Breed	Replacement Index	Across Breed Stars	Total Straws Ordered
SA4461	Spiddal Pat	SA	€155	5	75
SI4347	Leeherd Harry	SI	€122	5	290
SI4350	Rubyjen Here's Johnny	SI	€122	5	140
AA4375	Carrigroe Nationwide	AA	€118	5	285
LM4360	Aherla K 7 P	LM	€109	5	155
LM4358	Montclare Lopez	LM	€106	5	80
AA4357	Mckeague Noddy	AA	€105	5	110
CH4213	Blanchefield Lester	CH	€91	4	135
PT4215	Leacan King	PT	€90	4	160
CH4218	Woodhead Meldrew	CH	€88	4	295
BA2357	Terelton Isaac	BA	€88	4	460
HE4292	Allowdale Rory 594	HE	€83	4	260

✚ Approximate total straws ordered to date for the bulls are detailed above.

#### 5 GENÉ IRELAND® Dairy

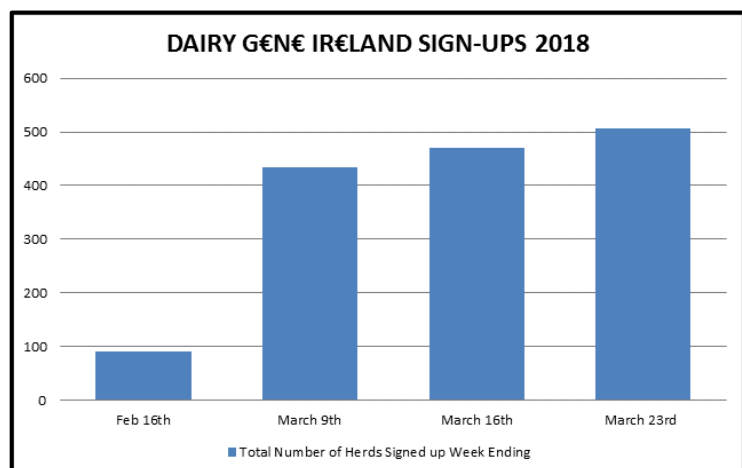
✚ There are now over 500 herds signed up to the programme, taking a total of 19,714 straws.

✚ Orders continue to be received for this programme.

✚ The panel consists of 60 Holstein Friesians, 7 Pure Friesians, 5 Jerseys, 4 Crossbreds and 2 Norwegian Reds.

##### BREED PACKS AND AVERAGE EBI'S

- Holstein-Friesian: €285.
- Pure Friesian: €91.
- Multi Breed: €202.



- ✚ Multi-breed pack may contain Holstein, Friesian, Norwegian Red, Jersey and Crossbred bulls.
- ✚ Allocations will commence shortly based on semen availability.
- ✚ To order straws please telephone **023 8820452**.

[Click here for potential Holstein/Friesian Dairy list](#)

[Click here for potential Pure Friesian, Norwegian Red, Jersey and Jersey Crossbred list](#)

## 6 Milk Recording

National Milk Recording Statistics - Herds, Cows & EDIY 23/03/18						
Milk Recording Organisation	Total Herds Recorded YTD 23/03/18	No. EDIY Herds YTD 23/03/18	% Herds EDIY	Total No. Cows Recorded YTD 23/03/18	No. EDIY Cows YTD 23/03/18	% Cows EDIY
Munster	1,266	143	11%	93,764	14,115	15%
Progressive	894	185	21%	75,440	16,733	22%
Tipperary	14	5	36%	1,099	410	37%
<b>Total</b>	<b>2,174</b>	<b>333</b>	<b>15%</b>	<b>170,303</b>	<b>31,258</b>	<b>18%</b>

Recorded Cows by Milk Recording Organisation - Year on Year Comparison			
Milk Recording Organisation	YTD 2017 Cows Recorded 01/01/17 - 23/03/17	YTD 2018 Cows Recorded 01/01/18 - 23/03/18	2018 vs 2017 Year on Year Difference (%)
Munster	105,516	93,764	-11.1%
Progressive	85,184	75,440	-11.4%
Tipperary	915	1,099	20.1%
<b>Total</b>	<b>191,615</b>	<b>170,303</b>	<b>-11.1%</b>

## 7 Sheep Ireland

### CPT Lambing Is Now Coming to An End

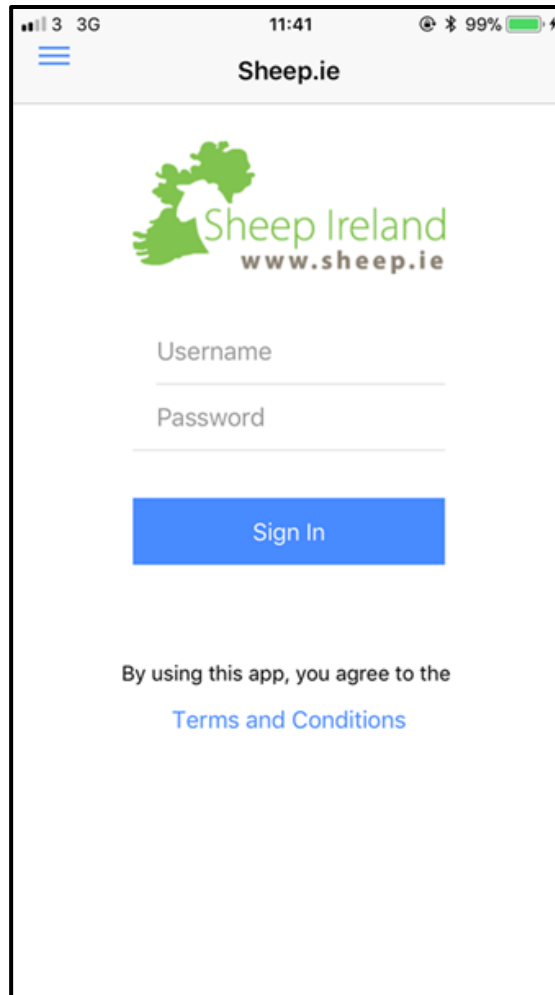
- ✚ We are approaching the end of our CPT lambing period for 2018, with just Brian Nicholson currently lambing the last of his CPT ewes. For the other flocks involved we will now go through their data and ensure that all normal reared lambs, fosters, pets and dead lambs have been recorded on the database prior to us running our first genetic evaluation. All lambs (alive and dead) had a DNA sample taken at birth and these will be processed prior to being sent to the lab. Considering the challenging conditions experienced over the past few weeks we are relatively happy with how the lambing period has gone. We wish to thank everyone involved for their hard work and dedication in getting to this point, as it would not have been possible without them.

### Genomic Services

- ✚ Over the past few months breeders have been ordering DNA sampling kits for animals in their flock. These samples are sent to the lab to be genotyped 3–4 times a year. We will be sending our next batch of DNA to the lab within the coming 4-6 weeks. We would advise breeders who have yet to return DNA samples to do so shortly so they can be included in this batch. We will confirm a date in the coming weeks.

## LambPlus App Now Available

- Sheep Ireland are very excited to announce that our new ‘LambPlus’ Data Recording App is now available to LambPlus breeders, click [here](#) for further information. This is still in a testing phase, so breeders should record information with caution and check the website regularly to ensure that their information is being uploaded correctly. Sheep Ireland will not be held responsible if data uploaded through the App is lost.



## National Milk Recording Results for the 10 day period, 14-MAR-2018 To 23-MAR-2018

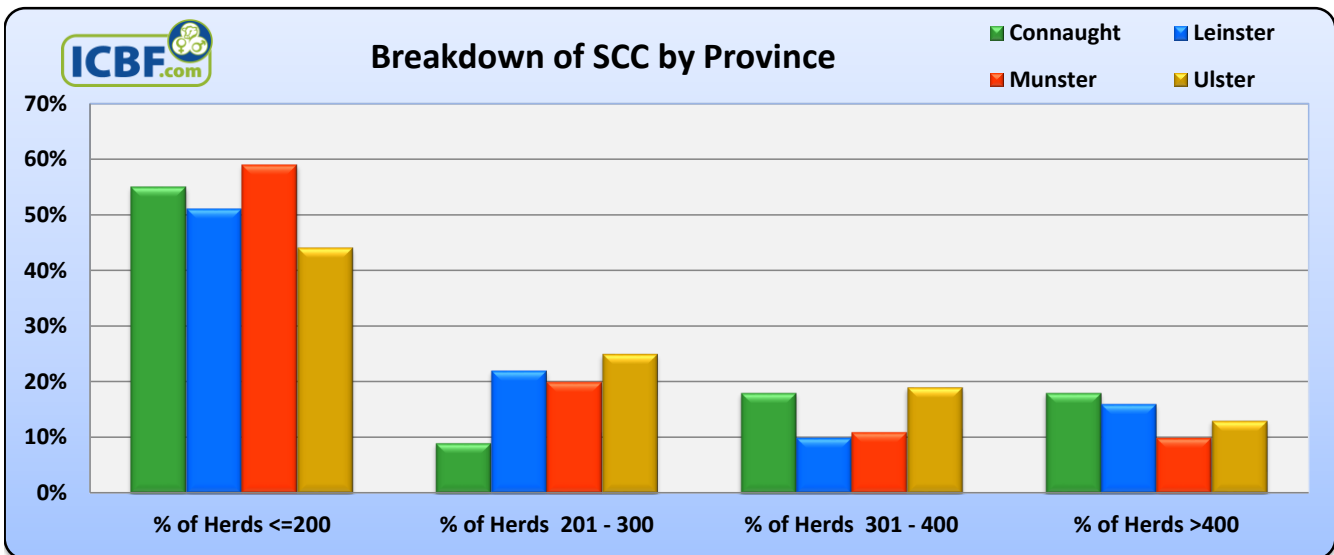
ICBF.com	No. Herds Recorded	No. Cows Recorded	Avg Herd Size	Avg Milk kg/Cow	Average Fat %	Average Protein %	Average F+P kg	Average SCC*
Connaught	11	773	70	26.3	4.23	3.22	1.96	197
Leinster	86	8,439	98	23.8	4.30	3.28	1.81	201
Munster	315	24,953	79	24.8	4.23	3.18	1.84	168
Ulster	16	1,102	69	27.5	4.09	3.18	2.02	217
<b>National Statistics</b>	<b>428</b>	<b>35,267</b>	<b>82</b>	<b>24.7</b>	<b>4.24</b>	<b>3.20</b>	<b>1.84</b>	<b>176</b>

\* Geometric Mean Herd SCC

## SCC Distribution for the 10 day period, 14-MAR-2018 To 23-MAR-2018

ICBF.com	No. Herds Recorded	No. Cows Recorded	Avg Herd Size	% of Herds <=200	% of Herds 201 - 300	% of Herds 301 - 400	% of Herds >400	Average SCC*
Connaught	11	773	70	55%	9%	18%	18%	197
Leinster	86	8,439	98	51%	22%	10%	16%	201
Munster	315	24,953	79	59%	20%	11%	10%	168
Ulster	16	1,102	69	44%	25%	19%	13%	217
<b>National Statistics</b>	<b>428</b>	<b>35,267</b>	<b>82</b>	<b>57%</b>	<b>20%</b>	<b>11%</b>	<b>12%</b>	<b>176</b>

\* Geometric Mean Herd SCC



## % Herd Breakdown for the 10 day period, 14-MAR-2018 To 23-MAR-2018

ICBF.com	No. Herds Recorded	No. Cows Recorded	Avg Herd Size	Best 20% SCC	Best 40% SCC	Average SCC**	Worst 40% SCC	Worst 20% SCC
Connaught	11	773	70	94	178	195	214	388
Leinster	86	8,439	98	123	165	198	266	355
Munster	315	24,953	79	90	137	169	204	311
Ulster	16	1,102	69	144	186	220	227	337
<b>National Statistics</b>	<b>428</b>	<b>35,267</b>	<b>82</b>	<b>92</b>	<b>146</b>	<b>176</b>	<b>212</b>	<b>316</b>

\*\* Percentile Herd SCC Rank (Median SCC)

