

ICBF Weekly Update 23rd March 2012

1 Important Dates

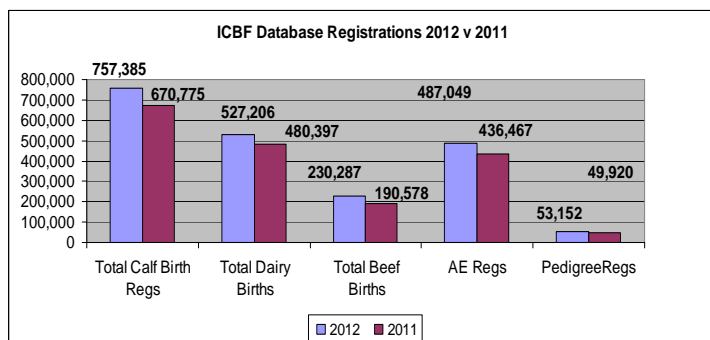
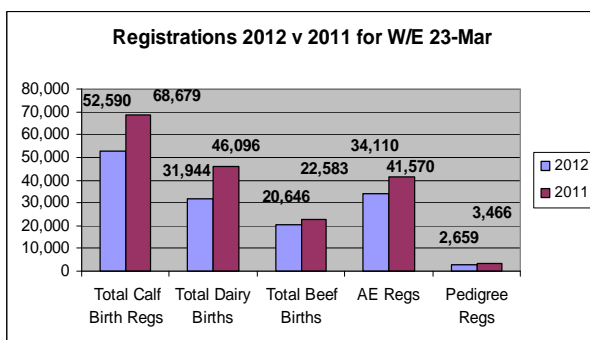
- ✚ **ICBF Board Meeting** - Thursday 29th March, 10:30 to 14:00, Portlaoise.
- ✚ **Sheep Board Meeting** – Thursday 5th April, 10:30 to 14:00, Portlaoise.
- ✚ **ICAR 2012 Conference** www.icar2012.ie – Monday 28th May to Friday 1st June, Cork.
- ✚ **Sheep 2012** – Saturday 30th June, Athenry.

2 ICAR 2012 – Monday May 28th to Friday 1st June

The organising committee for ICAR 2012, Chaired by John O’Sullivan met this week. Key points in relation to the conference include:

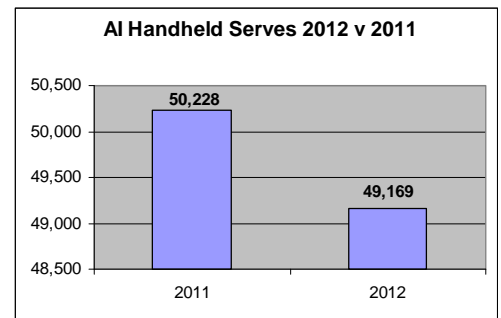
- ✚ Registrations have been open for several weeks and all rooms at the Rochestown Park Hotel have been booked for Monday 28th and Tuesday 29th. There is still plenty of accommodation available at the other conference hotels.
- ✚ We have had a good response from Sponsors and commercial companies involved in animal recording.
- ✚ Of particular interest to Irish dairy farmers will be the industry session on Monday 28th. This will feature speakers from Germany, Canada, Australia, USA, Israel and Ireland addressing topics of direct interest to Irish dairy farmers and industry policy makers.
- ✚ Tuesday 29th includes a session of particular interest for Beef and Sheep farmers and policy makers. Speakers from USA, Australia, New Zealand and Ireland will cover aspects of recording and genetic improvement of direct interest to Ireland.
- ✚ Visits to dairy, beef and sheep farms are a feature of Thursday 31st May. These will provide the estimated 450 delegates a chance to see how Irish farmers are using information to improve their profitability.
- ✚ More information is available on the conference website – www.icar2012.ie.

3 Database



- ✚ The stats above are compiled with the assistance of DAFF AIM systems.
- ✚ In the Suckler scheme, the number of 2011 born calves with meal introduced is 597,074 with the number of animals weaned at 517,892.
- ✚ BVD test results continue to be received at ICBF and are being processed accordingly. Around 530,000 tissue tags for BVD testing have been purchased at this stage. Around 207,000 samples have been returned at this stage, with a 0.58% BVD Virus Positive rate.

- The final elements of the technical infrastructure are being put together for the weight recording service. A demonstration to research staff at Moorepark will take place on next Tuesday.
- Some further developments to further enhance the loading of genotype information to the database is continuing.
- The graph shows Inseminations recorded on AI Handhelds in 2012 compared with 2011.



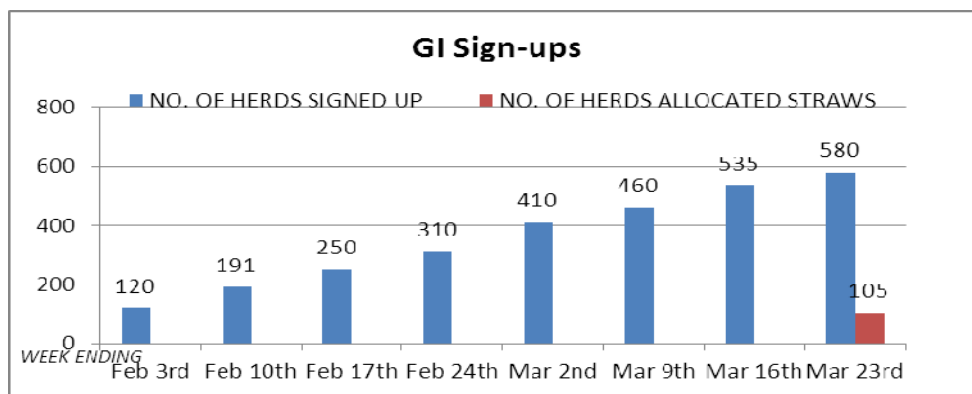
4 GROW

- 463 Pedigree animals were weighed and scored in February (down by 53 from February 2011).
- 243 Commercial animals were weighed and scored in February (down by 146 from February 2011).
- Updated lists of Gene Ireland progeny to be weighed and scored have been sent to the scorers.
- Ongoing dual scoring sessions are being held with the scorers.

5 GENEIRELAND®

Dairy

- Sign-ups and allocations are on-going.
- There is currently availability for all of the breed packs.
- Potential bull lists and catalogues are available in the GENEIRELAND section of the ICBF website.
- Call 1850 600 900 to order.



6 Genetic Evaluations

- Routine evaluations are currently underway and files were submitted to Interbull during the week. Results are due to be published Wednesday 11th April.
- Foreign proofs for beef bulls have been requested from the relevant breed societies in the relevant countries.
- Work continues on the weight prediction models.
- Genomic proofs are currently being done for about 550 animals.

7 Milk Recording

National Milk Recording Statistics - Herds, Cows & EDIY 23/03/12						
Milk Recording Organisation	Total Herds Recorded YTD 23/03/12	No. EDIY Herds YTD 23/03/12	% Herds EDIY	Total No. Cows Recorded YTD 23/03/12	No. EDIY Cows YTD 23/03/12	% Cows EDIY
Munster	1,919	218	11%	105,546	14,236	13%
Progressive	1,391	328	24%	91,815	20,771	23%
Tipperary	28	0	0%	1,507	0	0%
Total	3,338	546	16%	198,868	35,007	18%

Recorded Cows by Milk Recording Organisation - Year on Year Comparison			
Milk Recording Organisation	YTD 2011 Cows Recorded 01/01/11 - 23/03/11	YTD 2012 Cows Recorded 01/01/12 - 23/03/12	2012 vs. 2011 Year on Year Difference (%)
Munster	94,790	105,546	10.2%
Progressive	89,024	91,815	3.0%
Tipperary	1,642	1,507	-9.0%
Total	185,456	198,868	6.7%

National Milk Recording Averages by Province - 10 day Period 13/03/12 to 23/03/12								
Provincial	No. Herds Recorded	No. Cows Recorded	Average Herd Size	Average 24hr Milk kg/Cow	Average Fat %	Average Protein %	Average F + P kg	Average SCC
Munster	773	47,263	61	26.2	4.09	3.29	1.93	206
Leinster	234	16,027	68	26.3	3.92	3.36	1.92	233
Connacht	56	2,590	46	23.9	3.90	3.25	1.71	250
Ulster	59	2,973	50	26.8	4.00	3.27	1.95	203

National Milk Recording Results by County - 10 day Period 13/03/12 to 23/03/12								
	No. Herds Recorded	No. Cows Recorded	Average Herd Size	Average 24hr Milk kg/Cow	Average Fat %	Average Protein %	Average F + P kg	Average SCC
CARLOW	4	240	60	30.7	4.32	3.32	2.35	311
CAVAN	18	783	44	26.7	4.02	3.22	1.93	223
CLARE	16	887	55	25.8	4.07	3.16	1.87	174
CORK STH	253	14,734	58	26.4	4.20	3.32	1.99	178
CORK NTH	206	12,177	59	26.5	4.20	3.32	1.99	203
DONEGAL	9	430	48	26.9	4.18	3.31	2.01	191
DUBLIN	2	87	44	24.9	3.38	3.46	1.70	339
GALWAY	14	696	50	24.7	4.30	3.26	1.87	287
KERRY	112	6,141	55	25.4	3.97	3.19	1.82	247
KILDARE	11	805	73	25.6	3.99	3.38	1.89	286

KILKENNY	33	2,396	73	25.8	4.10	3.36	1.92	175
LAOIS	20	1,308	65	25.1	4.10	3.44	1.89	200
LEITRIM	4	219	55	21.6	3.81	3.19	1.51	139
LIMERICK	104	6,085	59	26.6	3.96	3.30	1.93	220
LONGFORD	7	219	31	25.2	4.18	3.31	1.89	129
LOUTH	19	1,861	98	28.0	4.07	3.38	2.09	214
MAYO	26	1,142	44	22.7	3.79	3.22	1.59	297
MEATH	37	2,793	75	26.7	3.86	3.34	1.92	242
MONAGHAN	32	1,760	55	26.9	3.79	3.27	1.90	195
OFFALY	14	706	50	26.2	3.91	3.24	1.87	231
ROSCOMMON	3	143	48	27.1	3.74	3.32	1.91	334
SLIGO	9	390	43	23.6	3.86	3.27	1.68	194
TIPPERARY NTH	24	1,478	62	27.1	4.06	3.27	1.99	195
TIPPERARY STH	32	1,924	60	26.3	4.27	3.35	2.00	188
WATERFORD	42	3,837	91	25.7	4.41	3.34	1.99	194
WESTMEATH	8	451	56	26.5	3.65	3.31	1.84	246
WEXFORD	58	3,795	65	27.1	4.04	3.37	2.01	174
WICKLOW E	12	865	72	24.3	3.88	3.32	1.75	235
WICKLOW W	9	501	56	26.2	3.65	3.44	1.86	249
	<i>No. Herds Recorded</i>	<i>No. Cows Recorded</i>	<i>Average Herd Size</i>	<i>Average 24hr Milk kg/Cow</i>	<i>Average Fat %</i>	<i>Average Protein %</i>	<i>Average F + P kg</i>	<i>Average SCC</i>
National	1,138	68,853	59	25.9	3.99	3.31	1.89	224

Brian Wickham (PhD) Chief Executive, ICBF & Sheep Ireland, Highfield House, Shinagh, Bandon Co. Cork., Phone: +353 238 820 222, Mobile: +353 86 826 9911, Email bwickham@icbf.com.

Registered Office: Irish Cattle Breeding Federation Society Ltd trading as "ICBF", Highfield House, Shinagh, Bandon, Co Cork. Registered Dublin, Ireland. Registration Number 4914R, Industrial and Provident Societies Acts, 1893 to 1978. Web: www.icbf.com.

Registered Office: Sheep Database Ltd trading as "Sheep Ireland". Highfield House, Shinagh, Bandon, Co Cork. Registered Dublin, Ireland. Registration Number 465004, Companies Acts 1963 to 2006. Web: www.sheep.ie.