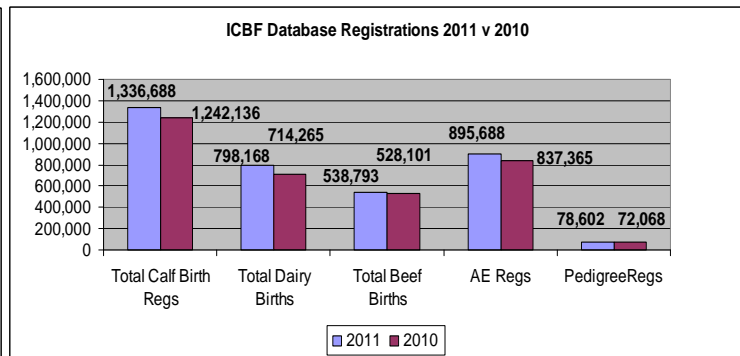
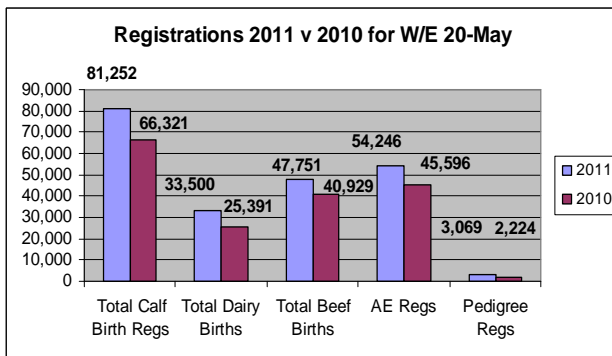


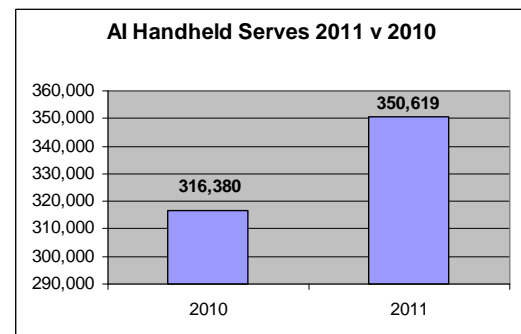
## 1 Important Dates

- ✚ **Audit & Finance Sub-Committee Meeting** – Thursday 30<sup>th</sup> June, 10:00 to 10:30 – Maldron Hotel, Portlaoise.
- ✚ **ICBF Board Meeting** – Thursday 30<sup>th</sup> June, 10:30 to 13:00 – Maldron Hotel, Portlaoise.
- ✚ **Sheep Ireland Board Meeting** – Thursday 30<sup>th</sup> June, 14:00 to 16:30 – Maldron Hotel, Portlaoise.

## 2 Database



- ✚ The stats above are compiled with the assistance of DAFF AIM systems.
- ✚ In the Suckler scheme, the number of 2010 born calves with meal introduced is 604,104 with the number of animals weaned at 533,145.
- ✚ Work on the Farm Relief Services (FRS) project continued this week. The project will involve hoof-care operators using handhelds to record the visit data and farmers will subsequently receive reports generated from the ICBF database.
- ✚ ‘Sire Error’ reports from the spring calving season have been sent out this week, and will continue to go out over the next week.
- ✚ The fertility report batches continue to be generated as they come due.
- ✚ Work is on-going in establishing electronic links to the commercial animal health laboratories. The first meeting of the BVD implementation group took place this week.
- ✚ Further refinements to the process of loading genotypes to the database are underway with a view to streamlining the process further.
- ✚ A ‘test version’ of the DEP scheme recording sheet and web screens will be released next week.
- ✚ The graph shows Inseminations recorded on AI Handhelds in 2011 compared with 2010.



## 3 GENÉIRELAND®

### Beef

- ✚ 248 herds have signed up.

- + This was enough to fully test 6 bulls.
- + The average order is 17 straws per herd.
- + Work is beginning on identifying bulls for the autumn panel.
- + Recording on farm weights and maternal weaning weights of Gene Ireland progeny is ongoing.
- + More details on the bulls are available in the GENÉIRÉLAND section of the website.
- + To order straws phone 1850 600 900 or 045 521573.
- + Approx total straws sent out per bull currently available are in the table below.

BREED	AA	BA	BB	CH	CH	HE	PT	SI
CODE	MLJ	KCE	BZP	CSQ	DZP	GCT	CBQ	SXD
# STRAWS	480	505	260	355	135	160	260	300

#### 4 Genetic Evaluations

- + Genetic and phenotypic correlations between carcass cut weights and live weights, linear scoring, mart prices, calf quality, and ultrasound scanning are near completion. These results will then be used in a prototype evaluation for carcass cut traits: lower value cuts, medium value cuts, high value cuts, and very high value cuts.

#### 5 Tully

- + Of the 114 bulls that passed the on-farm inspections, blood samples were received for 82 bulls.
- + All blood samples received have been sent to the Department of Agriculture, Fisheries and Food lab, located in Backweston, Celbridge, Co Kildare. Nearly all the herd results have been obtained however, there are a small number of late entries still outstanding which are being analysed at present.
- + Breeders are being notified as soon as the results come back from the lab whether or not their bull(s) have met the health testing criteria to enter Tully.
- + Bulls that have met the health testing criteria to date will be entering isolation in Tully early next week and it is hoped to have all bulls in Tully by Tuesday 31<sup>st</sup> May. Once all bulls are in isolation three weekly blood samples will be obtained and tested for IBR. This is to help ensure no bulls became infected with IBR between the times from on-farm testing to isolation at Tully.

#### 6 Milk Recording

National Milk Recording Averages by Province - 10 day Period 10/05/11 to 20/05/11								
Provincial	No. Herds Recorded	No. Cows Recorded	Average Herd Size	Average 24hr Milk kg/Cow	Average Fat %	Average Protein %	Average F + P kg	Average SCC
Munster	1044	76,903	74	27.8	3.78	3.33	1.98	248
Leinster	430	35,080	82	27.8	3.59	3.33	1.92	253
Connacht	66	4,102	62	28.4	3.62	3.34	1.98	341
Ulster	89	5,099	57	26.3	3.75	3.33	1.86	247

National Milk Recording Results by County - 10 day Period 10/05/11 to 20/05/11

	No. Herds Recorded	No. Cows Recorded	Average Herd Size	Average 24hr Milk kg/Cow	Average Fat %	Average Protein %	Average F + P kg	Average SCC
CARLOW	18	1,246	69	28.4	3.90	3.34	2.06	295
CAVAN	47	2,373	50	27.9	3.46	3.32	1.89	255
CLARE	39	2,251	58	29.1	3.64	3.29	2.02	234
CORK STH	324	23,377	72	27.2	3.84	3.35	1.96	252
CORK NTH	264	20,084	76	27.5	3.84	3.33	1.97	235
DONEGAL	7	879	126	21.5	4.26	3.41	1.65	240
DUBLIN	9	475	53	31.9	3.24	3.40	2.12	275
GALWAY	31	2,278	73	27.2	3.79	3.31	1.93	339
KERRY	128	8,121	63	27.9	3.72	3.27	1.95	284
KILDARE	20	1,564	78	29.9	3.63	3.33	2.08	318
KILKENNY	67	5,613	84	25.9	3.91	3.30	1.87	201
LAOIS	40	3,116	78	25.9	3.72	3.40	1.84	277
LEITRIM	5	216	43	32.3	3.59	3.32	2.23	211
LIMERICK	124	8,882	72	29.6	3.66	3.33	2.07	272
LONGFORD	11	612	56	27.1	3.51	3.31	1.85	198
LOUTH	22	1,996	91	28.2	3.49	3.33	1.92	231
MAYO	21	949	45	28.7	3.39	3.36	1.94	262
MEATH	69	6,484	94	26.0	3.70	3.33	1.83	277
MONAGHAN	35	1,847	53	29.5	3.53	3.25	2.00	247
OFFALY	26	1,937	75	28.0	3.62	3.23	1.92	261
ROSCOMMON	6	458	76	28.5	3.75	3.37	2.03	343
SLIGO	3	201	67	25.5	3.57	3.33	1.76	550
TIPPERARY NTH	43	3,784	88	28.0	3.69	3.33	1.97	274
TIPPERARY STH	54	4,310	80	27.5	3.74	3.36	1.95	208
WATERFORD	68	6,094	90	25.9	4.07	3.35	1.92	223
WESTMEATH	20	1,410	71	28.3	3.37	3.32	1.89	217
WEXFORD	80	6,704	84	26.9	3.73	3.39	1.92	217
WICKLOW E	24	2,048	85	27.0	3.38	3.33	1.81	253
WICKLOW W	24	1,875	78	27.4	3.49	3.22	1.84	263
	No. Herds Recorded	No. Cows Recorded	Average Herd Size	Average 24hr Milk kg/Cow	Average Fat %	Average Protein %	Average F + P kg	Average SCC
<b>National</b>	<b>1,629</b>	<b>121,184</b>	<b>73</b>	<b>27.7</b>	<b>3.66</b>	<b>3.33</b>	<b>1.94</b>	<b>266</b>

National Milk Recording Statistics - Herds, Cows & EDIY 20/05/11

Milk Recording Organisation	Total Herds Recorded YTD 20/05/11	No. EDIY Herds YTD 20/05/11	% Herds EDIY	Total No. Cows Recorded YTD 20/05/11	No. EDIY Cows YTD 20/05/11	% Cows EDIY
Munster	2,533	964	38%	255,762	76,034	30%
Progressive	2,212	777	35%	177,901	61,246	34%
Tipperary	127	53	42%	10,358	4,861	47%
<b>Total</b>	<b>4,872</b>	<b>1,794</b>	<b>37%</b>	<b>444,021</b>	<b>142,141</b>	<b>32%</b>

Recorded Cows by Milk Recording Organisation - Year on Year Comparison			
Milk Recording Organisation	YTD 2010 Cows Recorded 01/01/10 - 20/05/10	YTD 2011 Cows Recorded 01/01/11 - 20/05/11	2011 vs. 2010 Year on Year Difference (%)
Munster	230,279	255,762	10.0%
Progressive	149,611	177,901	15.9%
Tipperary	9,366	10,358	9.6%
<b>Total</b>	<b>389,256</b>	<b>444,021</b>	<b>12.3%</b>

**Brian Wickham** (PhD) Chief Executive, ICBF & Sheep Ireland, Highfield House, Shinagh, Bandon Co. Cork., Phone: +353 238 820 222, Mobile: +353 86 826 9911, Email [bwickham@icbf.com](mailto:bwickham@icbf.com).

**Registered Office:** Irish Cattle Breeding Federation Society Ltd trading as "ICBF", Highfield House, Shinagh, Bandon, Co Cork. Registered Dublin, Ireland. Registration Number 4914R, Industrial and Provident Societies Acts, 1893 to 1978. Web: [www.icbf.com](http://www.icbf.com).

**Registered Office:** Sheep Database Ltd trading as "Sheep Ireland". Highfield House, Shinagh, Bandon, Co Cork. Registered Dublin, Ireland. Registration Number 465004, Companies Acts 1963 to 2006. Web: [www.sheep.ie](http://www.sheep.ie).