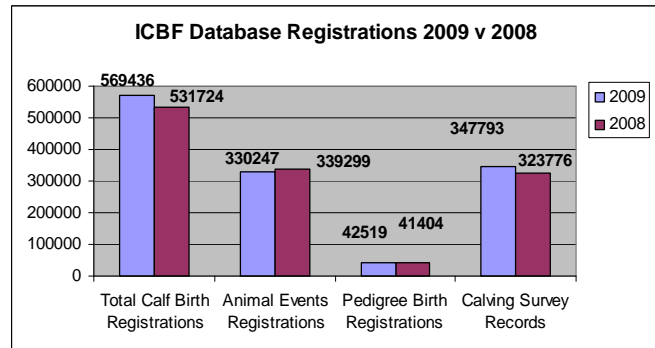
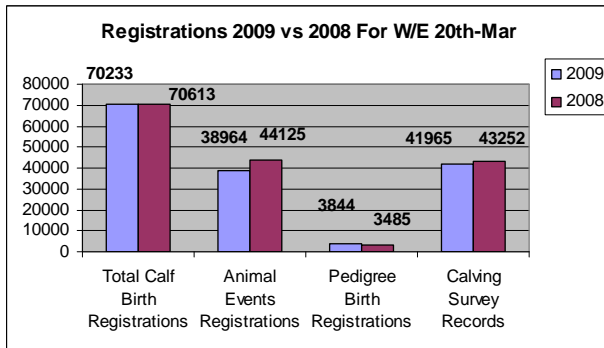


## 1. Important Dates

- ✚ **Thursday 26<sup>th</sup> March 2009.** ICBF Audit & Finance Sub Committee Meeting, Horse & Jockey. 10:30-13:00.
- ✚ **Thursday 2<sup>nd</sup> April 2009.** ICBF Board Meeting, Portlaoise 10:30-14:00
- ✚ **Thursday 2<sup>nd</sup> April 2009.** Sheep Ireland Board Meeting, Portlaoise. 14:00 – 16:30

## 2. Database



- ✚ 39,417 inseminations have been received so far in 2009, compared with 37,644 in 2008 for the same period.
- ✚ The 2009 Suckler Scheme calvings are continuing at a solid rate. In relation to 2008 born calves, the number of calves with a meal feeding introduction has increased to 757,000, with just over 662,000 of these having been weaned.
- ✚ The revamp of the Milk Recording system continues. Testing has continued this week, and it is envisaged that there are about another 4 weeks of testing left. Parallel runs on some Munster Milk Recording herds will begin next week.
- ✚ Work will begin next week on updates to the Fertility reports for the coming AI season.
- ✚ Work on a new mechanism of sending and receiving Suckler scheme data to DAFF is beginning and will take a number of weeks to complete.
- ✚ Development on the sheep application continues, with on-going updates being released.

## 3. Tully

- ✚ Bulls are finishing their performance test today (Friday 20<sup>th</sup>) with 86 days of individual feed intake and five live-weights obtained. Final results of the performance test will be posted out to bull owners and breed societies and contains information which includes feed efficiency, average daily gain and scanned muscle and fat depth.
- ✚ All bulls were washed this week and blood samples were obtained for the DNA bank.
- ✚ There has been a good response across breeds for the next intake in May with application forms been received at a steady rate.

## 4. Lambplus<sup>®</sup>

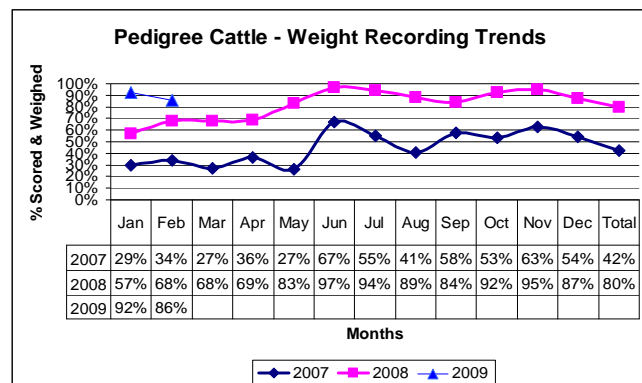
- ✚ Changes were made to the Rearing Screen this week so as all of the lambs were ordered based on their tag numbers.

- ✚ A modification to the lambing screen that will ensure that when multiple lambs are being entered that the Ram ID entered for the first lamb is replicated for the other lambs.
- ✚ The first of the completed Lambing & Mating Recording sheets for Flockowners signed up to the 'Paper' service were received this week.
- ✚ Following the phone calls that were made to Lambplus Users that hadn't logged in as of last week there was a lot more activity on the Lambplus database in the last few days.
- ✚ All of the Inventory sheets for the MALP flocks have now been completed and sent back to us. This was a huge piece of work and will allow us compile an accurate inventory of sheep for each flock with their NSIS numbers, sex & age details recorded. This is the first time that such information has been recorded on such a widespread scale in commercial sheep flocks in Ireland.
- ✚ The first of the orders for electronic tags for these flocks have also been made. These tags are expected to arrive in the next week.
- ✚ One MALP flock to-date has had its lambs weighed using the Pratley sheep unit. The functionality of the Pratley proved a great success in carrying out this job.

## 5. GROW – Linear Scoring & Weight Recording



- ✚ The quality of data being recorded by the ICBF team of Scorers continues to maintain its high levels for the month of February as shown by the graph.
- ✚ The Scorers will be shortly involved in inspecting the latest crop of Bulls for Tully.
- ✚ The GROW<sup>®</sup> programme continues to capture valuable score & weight data in commercial beef herds.
- ✚ The latest example of this was in the herd of Ken Power from Mountbellew, Co.Galway. Ken is a participant in the Beef Gene Ireland programme and on the 9<sup>th</sup> March he had 45 Beef Weanlings Linear Scored & Weight Recorded. John Beirne was the scorer that carried out the work.



- ✚ The Weanlings were:
  - Sired by 5 different Beef AI Sires from 3 different breeds (LM, BB, CH).
  - All 150-300 days old.
- ✚ This is the type of data of quality data that when recorded accurately on-farm will have a big impact on the subsequent Euro-Star evaluations.

## 6. Genetic Evaluations

### Dairy & Beef

- ✚ The production and calving interval evaluations have been completed and are being processed for submission to Interbull early next week.
- ✚ All other evaluations will commence next week.
- ✚ Presentations were given at two Limousin club meetings during the week.

### Genomic Update

- DNA is currently being extracted from semen and will be sent to Denmark for genotyping, hopefully next week. It is anticipated that these bulls will be included in the next round of proofs.

### 7. HerdPlus

#### Suckler Cow Reports- Spring 2009



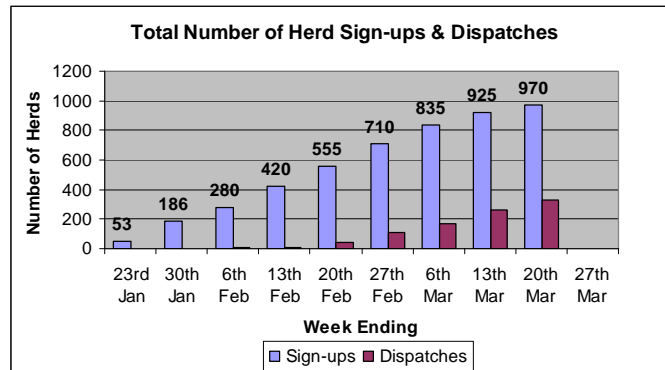
- The 2009 Suckler Cow Reports were sent to the first of 1,575 HerdPlus Beef clients this week. Clients can also access their report on [www.icbf.com](http://www.icbf.com).

### 8. GENE IRELAND®

#### Dairy

**PLEASE NOTE: We have had to retract the list that was sent out last week in relation to the Jersey index figures. These are currently being revised and the corrected indexes should be available on the ICBF website early next week.**

- Enough herds signed up to test 60 test bulls across all breeds (42,000 doses).
- Expect herd sign-ups to be complete by the end of next week, with the exception of the XBRED pack.



### 9. Milk Recording

#### National Milk Recording Results by County - 10 day Period 10/03/09 to 20/03/09

	No. Herds Recorded	No. Cows Recorded	Average Herd Size	Average 24hr Milk kg/Cow	Average Fat %	Average Protein %	Average F + P kg	Average SCC
CARLOW	17	897	53	25.3	4.33	3.36	1.95	288
CAVAN	20	810	41	25.0	3.90	3.23	1.78	163
CLARE	9	281	31	22.8	3.97	3.23	1.64	308
CORK STH	200	9,377	47	24.4	4.00	3.28	1.78	278
CORK NTH	185	8,687	47	24.5	3.96	3.24	1.76	328
DONEGAL	1	27	27	18.2	4.36	3.69	1.47	204
DUBLIN	5	223	45	26.0	3.53	3.22	1.76	233
GALWAY	23	1,314	57	22.3	4.91	3.38	1.85	373
KERRY	85	3,703	44	25.2	3.90	3.19	1.79	340
KILDARE	21	1,203	57	25.6	3.94	3.28	1.85	265
KILKENNY	21	1,247	59	24.4	4.08	3.27	1.79	223
LAOIS	23	1,325	58	22.2	4.15	3.37	1.67	387
LEITRIM	2	47	24	23.1	3.95	3.16	1.64	474
LIMERICK	64	3,008	47	24.7	3.86	3.21	1.75	389
LONGFORD	6	274	46	21.6	4.39	3.37	1.68	292
LOUTH	14	951	68	28.5	4.07	3.45	2.14	420

MAYO	15	609	41	23.3	3.76	3.31	1.65	403
MEATH	45	3,711	82	24.4	3.93	3.40	1.79	353
MONAGHAN	13	518	40	25.3	3.87	3.28	1.81	284
OFFALY	12	533	44	23.9	3.88	3.24	1.70	279
ROSCOMMON	1	36	36	25.2	4.26	3.08	1.85	82
SLIGO	3	73	24	26.1	3.96	3.41	1.92	334
TIPPERARY NTH	19	1,185	62	23.5	3.99	3.23	1.70	236
TIPPERARY STH	30	1,646	55	22.6	4.24	3.23	1.69	296
WATERFORD	24	1,911	80	23.4	4.62	3.37	1.87	327
WESTMEATH	18	839	47	22.9	3.92	3.39	1.67	286
WEXFORD	42	2,418	58	24.3	3.65	3.35	1.70	312
WICKLOW E	10	686	69	24.9	3.64	3.26	1.72	218
WICKLOW W	11	865	79	26.4	4.46	3.32	2.05	365
	<i>No. Herds Recorded</i>	<i>No. Cows Recorded</i>	<i>Average Herd Size</i>	<i>Average 24hr Milk kg/Cow</i>	<i>Average Fat %</i>	<i>Average Protein %</i>	<i>Average F + P kg</i>	<i>Average SCC</i>
National	939	48,404	51	24.1	4.05	3.30	1.78	301

National Milk Recording Averages by Province - 10 day Period 10/03/09 to 20/03/09

Provincial	No. Herds Recorded	No. Cows Recorded	Average Herd Size	Average 24hr Milk kg/Cow	Average Fat %	Average Protein %	Average F + P kg	Average SCC
Munster	616	29,798	48	23.9	4.10	3.25	1.76	313
Leinster	245	15,172	62	24.6	3.96	3.33	1.80	302
Connacht	44	2,079	47	24.0	3.80	3.27	1.70	333
Ulster	34	1,355	40	22.8	4.56	3.40	1.82	217

National Milk Recording Statistics - Herds, Cows & EDIY 20/03/09

Milk Recording Organisation	Total Herds Recorded YTD 20/03/09	No. EDIY Herds YTD 20/03/09	% Herds EDIY	Total No. Cows Recorded YTD 20/03/09	No. EDIY Cows YTD 20/03/09	% Cows EDIY
Progressive	1,265	285	23%	77,667	18,127	23%
Dairygold	626	91	15%	32,518	5,638	17%
Kerry	468	7	1%	21,457	405	2%
SWS	573	20	3%	27,568	1,323	5%
Tipperary	35	6	17%	1,856	375	20%
Arrabawn	28	16	57%	1,744	1,071	61%
Connacht	65	0	0%	3,238	0	0%
Donegal	0	0	0%	0	0	0%
<b>Total</b>	<b>3,060</b>	<b>425</b>	<b>14%</b>	<b>166,048</b>	<b>26,939</b>	<b>16%</b>

Recorded Cows by Milk Recording Organisation - Year on Year Comparison			
Milk Recording Organisation	YTD 2008 Cows Recorded 01/01/08 - 20/03/08	YTD 2009 Cows Recorded 01/01/09 - 20/03/09	2009 vs 2008 Year on Year Difference (%)
Progressive	80,536	77,667	-3.7%
Dairygold	33,912	32,518	-4.3%
Kerry	23,130	21,457	-7.8%
SWS	27,614	27,568	-0.2%
Tipperary	2,165	1,856	-16.6%
Arrabawn	1,973	1,744	-13.1%
Connacht	4,124	3,238	-27.4%
Donegal	214	0	0.0%
<b>Total</b>	<b>173,668</b>	<b>166,048</b>	<b>-4.6%</b>

## 10. Change in our phone numbers

The ICBF phone numbers have changed. Our new numbers have “88” added to them after the area code (023). Please amend your files as soon as possible. The old numbers will continue to work until May of 2009.

Old Number (example)	New Number (example)
Phone: 023 20222	023 <b>88</b> 20222
Fax: 023 20229	023 <b>88</b> 20229

Brian Wickham Ph.D. Chief Executive Irish Cattle Breeding Federation Soc. Ltd, Highfield House, Shinagh, Bandon, Co. Cork, Ireland, Phone office +353 (0)23 882 0222, mobile +353 (0)86 826 9911 Fax office +353 (0)23 882 0229 E-Mail [bwickham@icbf.com](mailto:bwickham@icbf.com) ICBF Web site [www.icbf.com](http://www.icbf.com)