

ICBF Weekly Update 19th October 2012

1 Important Dates

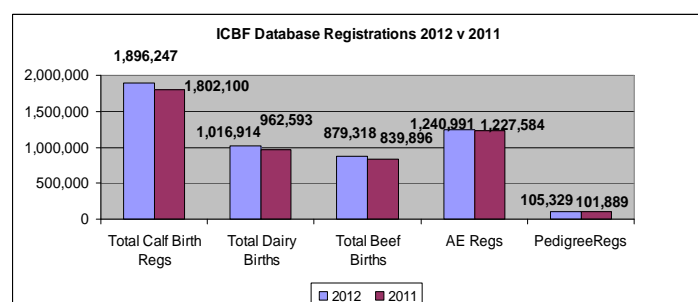
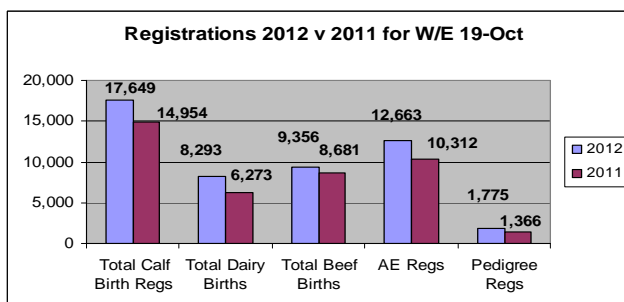
- ✚ **Dairy & Beef Industry Consultation Meetings** – Wednesday 31st October, 10:00 - 17:00, Killeshin Hotel, Portlaoise.
- ✚ **Beef Breeding Event at Tully** – Saturday 10th November from 10:00 to 14:00 at Tully. Sponsored by FBD.
- ✚ **ICBF & Teagasc Genomics Conference for Beef & Dairy Industries** – Wednesday 14th November, 10:00 – 17:00, Killeshin Hotel, Portlaoise.
- ✚ **ICBF Audit & Finance Sub Committee Meeting** – Thursday 22nd November from 10:00 to 14:00, Horse & Jockey, Portlaoise.
- ✚ **ICBF Board Meeting** – Thursday 29th November 10:30 to 14:00, Portlaoise.
- ✚ **Interim Sheep Board Meeting** – Thursday 29th November from 14:00 to 16:30, Portlaoise.

2 ICBF Board Meeting

Topics covered at the ICBF Board meeting on Thursday this week included:

- ✚ The Board received a verbal update on progress with the AHI (Animal Health Ireland) coordinated BVD eradication plans.
- ✚ Discussion and adoption of the strategic plan for 2013. This plan will form the basis for the 2013 budget to be considered by the Audit & Finance Committee at its meeting in November.
- ✚ Key elements of the ICBF strategic plan for 2013 included:
 - GEN€IR€LAND® (Beef & Dairy).
 - Genomics – (Beef and Dairy).
 - Evolution of genetic evaluations for Beef and Dairy.
 - Working with industry stakeholders to maximise on-farm understanding and use of indexes.
 - Weight recording service ramp-up.
 - Information quality index (Beef and Dairy).
 - Continued development of HerdPlus® outputs.
 - Working with service providers to help continue the provision of quality services at farm level.
 - Support of AHI initiatives (BVD, Cell Check, Johnes).

3 Database



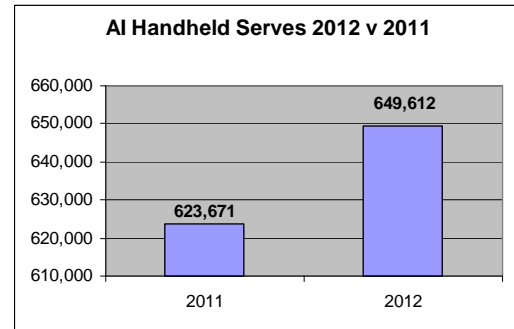
- ✚ The stats above are compiled with the assistance of DAFM AIM systems.
- ✚ In the Suckler scheme, the number of 2012 born calves with meal introduced is 397,139, with the number of animals weaned at 172,192.

✚ BVD test results continue to be received at ICBF and are being processed accordingly. Around 584,000 tissue tags for BVD testing have been purchased at this stage. Around 450,000 samples have been returned at this stage, with a 0.62% BVD Virus Positive rate.

✚ Good progress continues around the design of the Beef HerdPlus outputs to incorporate the new Euro-Star indexes, and the development work on these is underway.

✚ Updates to the weight recording software are on-going, with some work completed this week in relation to dairy heifer weighing.

✚ The graph shows Inseminations recorded on AI Handhelds in 2012 compared with 2011.



4 GENÉIRÉLAND® Beef

✚ Sign-ups are well underway for the GENÉIRÉLAND autumn program.

✚ 136 herds taking a total of 3000 straws have signed up so far.

✚ The Limousin bull KJB has already reached the 500 straws target.

✚ All orders received to date have been packed and dispatched.

✚ To learn more or to sign up please phone 1850 600 900 or 045 521573.

✚ The total straws ordered per bull so far are detailed in the table below.

Code	GJB	TQL	VMP	RWM	FWO	FSZ	FYB	LZF	GZS	TVR	EFZ	WLZ	KJB	FTH	CJH	FQR
# Straws	60	90	120	100	110	90	150	150	60	160	280	160	500	110	60	30

5 GROW®

✚ 618 Pedigree animals were weighed and scored in September.

✚ This is down by 255 from September 2011.

✚ 886 Commercial animals were weighed and scored in September.

✚ This is up by 377 from September 2011 Recording.

6 Milk Recording

National Milk Recording Statistics - Herds, Cows & EDIY 19/10/12						
Milk Recording Organisation	Total Herds Recorded YTD 19/10/12	No. EDIY Herds YTD 19/10/12	% Herds EDIY	Total No. Cows Recorded YTD 19/10/12	No. EDIY Cows YTD 19/10/12	% Cows EDIY
Munster	3,736	1,090	29%	305,865	95,145	31%
Progressive	2,476	1,008	41%	225,188	93,165	41%
Tipperary	121	43	36%	10,166	3,410	0%
Total	6,333	2,141	34%	541,219	191,720	35%

Recorded Cows by Milk Recording Organisation - Year on Year Comparison			
Milk Recording Organisation	YTD 2011 Cows Recorded 01/01/11 - 19/10/11	YTD 2012 Cows Recorded 01/01/12 - 19/10/12	2012 vs. 2011 Year on Year Difference (%)
Munster	302,552	305,865	1.1%
Progressive	216,368	225,188	3.9%
Tipperary	13,106	10,166	-28.9%
Total	532,026	541,219	1.7%

Please see milk recording stats attached.

7 Genetic Evaluations

- Progress on the new calving evaluation is on-going; possibility of a test-run in November.
- ICBF data is being sent to InterBeef for test-runs on weaning weights and calving.

Sean Coughlan Chief Executive, ICBF & Sheep Ireland, Highfield House, Shinagh, Bandon Co. Cork., Phone: +353 238 820 222, Mobile: +353 872903121, Email scoughlan@icbf.com.

Registered Office: Irish Cattle Breeding Federation Society Ltd trading as "ICBF", Highfield House, Shinagh, Bandon, Co Cork. Registered Dublin, Ireland. Registration Number 4914R, Industrial and Provident Societies Acts, 1893 to 1978. Web: www.icbf.com.

Registered Office: Sheep Database Ltd trading as "Sheep Ireland". Highfield House, Shinagh, Bandon, Co Cork. Registered Dublin, Ireland. Registration Number 465004, Companies Acts 1963 to 2006. Web: www.sheep.ie.

National Milk Recording Results for the 10 day period, 10-OCT-2012 To 19-OCT-2012

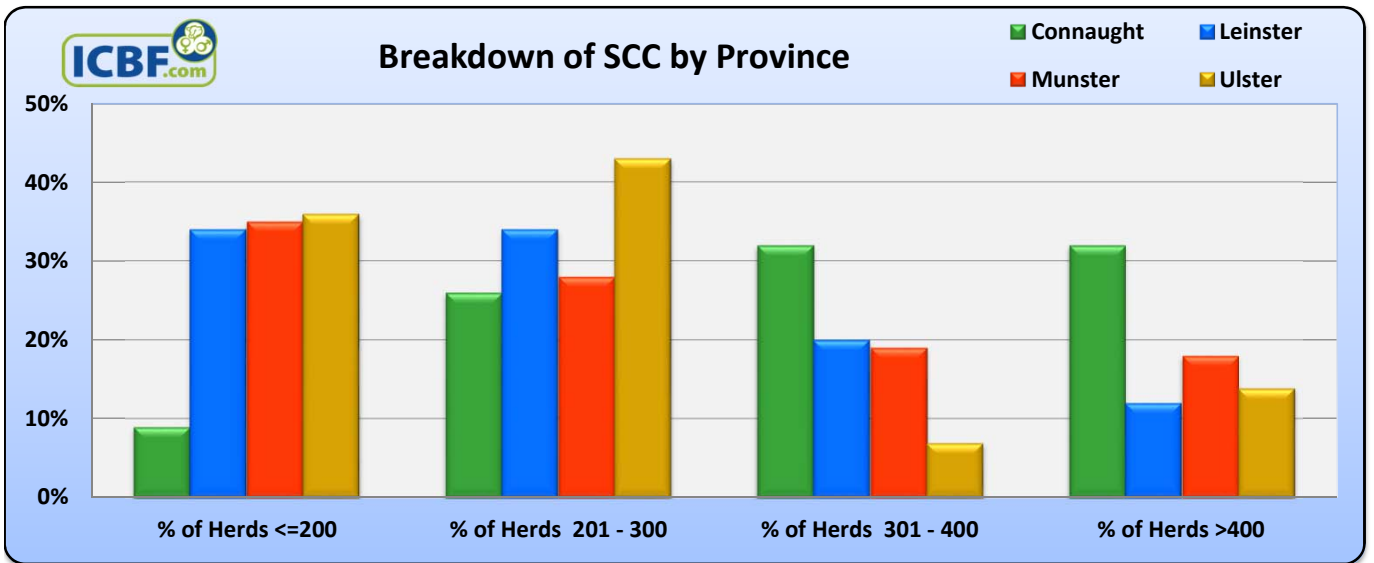
ICBF.com	No. Herds Recorded	No. Cows Recorded	Avg Herd Size	Avg Milk kg/Cow	Average Fat %	Average Protein %	Average F+P kg	Average SCC*
Connaught	34	2,147	63	15.8	4.23	3.69	1.23	364
Leinster	137	10,514	77	16.4	4.29	3.75	1.30	241
Munster	577	41,219	71	14.8	4.44	3.85	1.23	254
Ulster	28	1,766	63	15.0	4.25	3.63	1.17	239
National Statistics	776	55,646	72	15.2	4.40	3.81	1.24	255

* Geometric Mean Herd SCC

SCC Distribution for the 10 day period, 10-OCT-2012 To 19-OCT-2012

ICBF.com	No. Herds Recorded	No. Cows Recorded	Avg Herd Size	% of Herds <=200	% of Herds 201 - 300	% of Herds 301 - 400	% of Herds >400	Average SCC*
Connaught	34	2,147	63	9%	26%	32%	32%	364
Leinster	137	10,514	77	34%	34%	20%	12%	241
Munster	577	41,219	71	35%	28%	19%	18%	254
Ulster	28	1,766	63	36%	43%	7%	14%	239
National Statistics	776	55,646	72	34%	29%	19%	18%	255

* Geometric Mean Herd SCC



% Herd Breakdown for the 10 day period, 10-OCT-2012 To 19-OCT-2012

ICBF.com	No. Herds Recorded	No. Cows Recorded	Avg Herd Size	Best 20% SCC	Best 40% SCC	Average SCC**	Worst 40% SCC	Worst 20% SCC
Connaught	34	2,147	63	236	310	324	340	510
Leinster	137	10,514	77	169	213	240	268	346
Munster	577	41,219	71	163	210	247	288	385
Ulster	28	1,766	63	158	206	227	253	299
National Statistics	776	55,646	72	166	215	248	287	379

** Percentile Herd SCC Rank (Median SCC)

