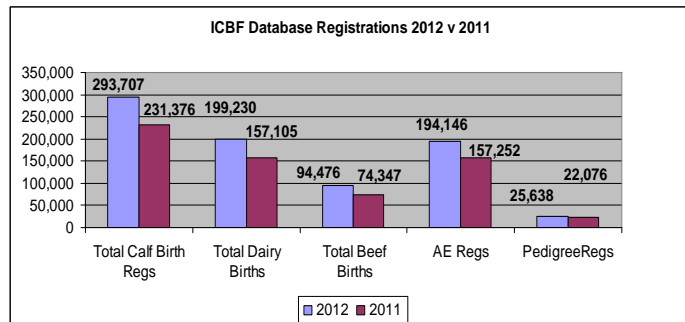
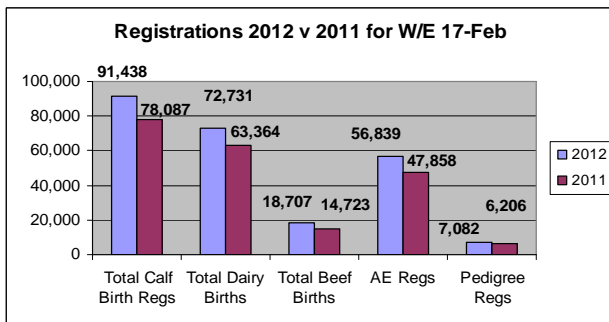


## ICBF Weekly Update 17<sup>th</sup> February 2012

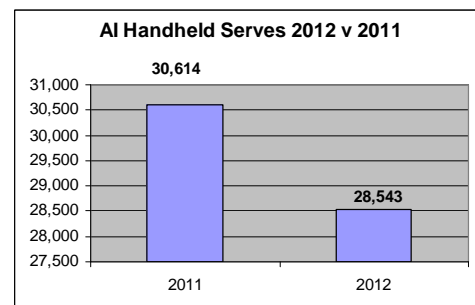
### 1 Important Dates

- ✦ **Herdbook Technical Breeding Consultation Meetings** – Tuesday 28<sup>th</sup> February, 10:30 to 13:00, Killeshin Hotel, Portlaoise.
- ✦ **Breeding Consultation Meetings** – Wednesday 14<sup>th</sup> March, 10:30 to 17:00, Killeshin Hotel, Portlaoise.
- ✦ **ICBF Audit & Finance Sub Committee Meeting** - Thursday 15<sup>th</sup> March, 10:30 to 14:00, Horse & Jockey.
- ✦ **ICBF Board Meeting** - Thursday 29<sup>th</sup> March, 10:30 to 14:00, Portlaoise.
- ✦ **Sheep Board Meeting** - Thursday 29<sup>th</sup> March, 14:00 to 16:30, Portlaoise.
- ✦ **ICAR 2012 Conference** [www.icar2012.ie](http://www.icar2012.ie) – Monday 28<sup>th</sup> May to Friday 1<sup>st</sup> June, Cork.
- ✦ **Sheep 2012** – Saturday 30<sup>th</sup> June, Atherny.

### 2 Database



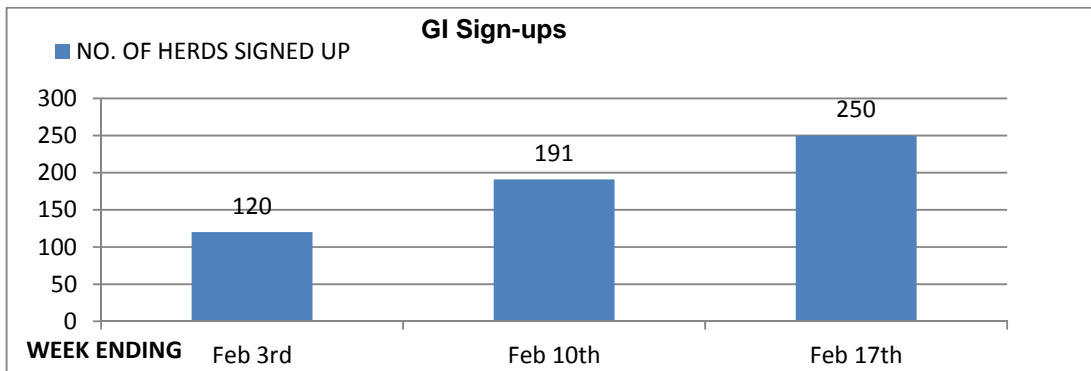
- ✦ The stats above are compiled with the assistance of DAFF AIM systems.
- ✦ In the Suckler scheme, the number of 2011 born calves with meal introduced is 582,179 with the number of animals weaned at 497,422.
- ✦ The 5 Year Trend report will be going out to all Suckler Scheme participants over the coming weeks, along with a Suckler Cow 'Milk and Docility' survey. Farmers will also receive their annual supply of freepost Animal Events envelopes.
- ✦ BVD test results continue to be received at ICBF and are being processed accordingly. Around 7,800 herds have purchased a total of 469,000 tissue tags for BVD testing at this stage. Around 40,000 samples have been returned at this stage, with a 0.68% BVD PI Positive rate.
- ✦ The development of a new 'Bull-Tracker' report for pedigree herds is on-going and will be entering pilot testing over the next couple of weeks.
- ✦ A weight recording report is under development at the moment, which will be distributed to farmers involved in weight recording after each submission of weights.
- ✦ Some further developments to enhance the loading of genotype information to the database is continuing.
- ✦ The graph shows Inseminations recorded on AI Handhelds in 2012 compared with 2011.



### 3 GENÉIRLAND®

#### Dairy

- ✚ Sign-ups continue to be received by post daily. Calls will commence to herd-owners next week.
- ✚ The maximum number of straws that can be ordered per herd is 49.
- ✚ Potential bull lists and catalogues are available in the GENÉIRLAND® section of the ICBF website.



### 4 Genetic Evaluations

#### Genomics

- ✚ The first run of genomic evaluations using the LD chip were loaded to the database yesterday. Herd-owners now have updated profiles and reports have been generated. Genotypes continue to come in at a rate of almost 900 per week. The next results will be available next week.

#### Weight Prediction

Three pieces of work related to weight prediction have started:

- ✚ Update of the prediction equations of live weight pre-slaughter using slaughter records and early live weight records. This work is near completion and new equations will be implemented when finalised.
- ✚ Prediction of live weight at a given age. This work is using live weight records on a reference population of animals to approximate the growth curve, and can then predict-forward live weights to specific ages. This work is under development.
- ✚ Prediction of birth weight using linear measurements recorded on the calf. The objective is to have a reliable proxy for birth weight using measurements like chest circumference, canon dimension, height at shoulder, and/or length of back. This work is on-going as records of weights and measurements are currently being taken on selected farms.

### 5 Sheep Ireland

- ✚ Our meeting with our pilot project breeders in Northern Ireland last Friday was extremely positive. There were a number of breeders that made the trip over from Scotland to see how Sheep Ireland was operating and the potential of the Euro-Stars in the Irish sheep industry. Overall the group was very complementary about what was happening in Sheep Ireland, especially in regard to the progress that was being made. The general consensus at the end of the meeting was that there is great potential within the scheme for both the pedigree and commercial farmer. Greater collaboration between Sheep Ireland and our equivalent in the UK was seen as essential, in order to deliver maximum genetic improvement in both countries. The number of pedigree breeders

in Ireland currently sourcing stock from the UK is high, and this highlights the need for Sheep Ireland to have the ability to incorporate Signet performance data in our evaluation model – and vice versa.

- ✚ Over the coming week we will continue to help breeders record their 2012 lambing data on our database. We have a number of meetings to attend in the midst of this work. On Wednesday evening we will meet with Lamb Producer group representatives to outline the potential benefits that can be accrued from using high Euro-star rams. This will be a great opportunity to explain the Sheep Ireland evaluation system to those whom we feel will gain greatly from this technology.
- ✚ On Thursday our MALP (Maternal Lamb Producers Group) will be meeting with Sheep Ireland representatives to discuss plans for the coming year and to deliver some training to participating farmers on recent improvements to the recording systems which they will be using in 2012. On Thursday evening we will be speaking to members of the National Sheep Breeders Association, to give an update on where Sheep Ireland are presently and our objectives are for 2012. Again, this will be a great opportunity to promote Euro-Stars and educate more industry leaders to the potential that exists for genetic gain and the financial gain that will result.

## 6 Milk Recording

National Milk Recording Results by County - 10 day Period 07/02/12 to 17/02/12								
	No. Herds Recorded	No. Cows Recorded	Average Herd Size	Average 24hr Milk kg/Cow	Average Fat %	Average Protein %	Average F + P kg	Average SCC
CARLOW	5	300	60	29.4	3.90	3.41	2.15	253
CAVAN	19	829	44	22.9	4.00	3.32	1.68	328
CLARE	2	139	70	29.0	3.89	3.12	2.03	397
CORK STH	114	5,086	45	24.6	4.25	3.34	1.87	304
CORK NTH	71	3,591	51	25.8	4.24	3.42	1.98	311
DONEGAL	4	139	35	20.2	4.22	3.52	1.56	283
DUBLIN	4	158	40	25.1	3.75	3.34	1.78	352
GALWAY	12	611	51	27.0	4.12	3.14	1.96	274
KERRY	31	1,681	54	25.1	4.02	3.31	1.84	382
KILDARE	7	382	55	28.3	3.74	3.33	2.00	252
KILKENNY	8	502	63	23.4	3.98	3.25	1.69	303
LAOIS	16	603	38	24.5	4.17	3.35	1.84	357
LEITRIM	5	261	52	19.6	3.81	3.20	1.37	238
LIMERICK	28	1,561	56	25.8	4.01	3.33	1.89	272
LONGFORD	4	170	43	20.6	3.92	3.39	1.51	141
LOUTH	12	631	53	23.9	4.13	3.36	1.79	257
MAYO	5	205	41	19.2	3.56	3.19	1.30	320
MEATH	35	2,627	75	24.7	4.27	3.34	1.88	200
MONAGHAN	18	775	43	23.5	3.94	3.23	1.68	332
OFFALY	7	271	39	20.6	4.03	3.33	1.52	475
ROSCOMMON	2	153	77	23.6	4.04	3.24	1.72	106
SLIGO	1	15	15	22.6	3.59	3.18	1.53	208
TIPPERARY NTH	4	209	52	26.8	4.20	3.38	2.03	287
TIPPERARY STH	5	269	54	23.7	4.32	3.41	1.83	275
WATERFORD	16	1,088	68	26.8	4.09	3.34	1.99	254
WESTMEATH	17	1,025	60	24.2	4.27	3.30	1.83	244
WEXFORD	33	1,760	53	23.0	4.02	3.46	1.72	329
WICKLOW E	9	541	60	22.8	3.82	3.35	1.63	268
WICKLOW W	7	453	65	23.8	3.94	3.46	1.76	283

	No. Herds Recorded	No. Cows Recorded	Average Herd Size	Average 24hr Milk kg/Cow	Average Fat %	Average Protein %	Average F + P kg	Average SCC
National	501	26,035	52	24.2	4.01	3.32	1.77	286

National Milk Recording Averages by Province - 10 day Period 07/02/12 to 17/02/12								
Provincial	No. Herds Recorded	No. Cows Recorded	Average Herd Size	Average 24hr Milk kg/Cow	Average Fat %	Average Protein %	Average F + P kg	Average SCC
Munster	284	13,624	48	25.6	4.14	3.32	1.91	305
Leinster	164	9,423	57	24.2	3.99	3.36	1.78	286
Connacht	25	1,245	50	22.4	3.82	3.19	1.57	229
Ulster	41	1,743	43	22.2	4.05	3.36	1.65	314

National Milk Recording Statistics - Herds, Cows & EDIY 17/02/12						
Milk Recording Organisation	Total Herds Recorded YTD 17/02/12	No. EDIY Herds YTD 17/02/12	% Herds EDIY	Total No. Cows Recorded YTD 17/02/12	No. EDIY Cows YTD 17/02/12	% Cows EDIY
Munster	573	29	5%	30,041	1,787	6%
Progressive	905	149	16%	53,805	9,260	17%
Tipperary	7	0	0%	344	0	0%
<b>Total</b>	<b>1,485</b>	<b>178</b>	<b>12%</b>	<b>84,190</b>	<b>11,047</b>	<b>13%</b>

Recorded Cows by Milk Recording Organisation - Year on Year Comparison			
Milk Recording Organisation	YTD 2011 Cows Recorded 01/01/11 - 17/02/11	YTD 2012 Cows Recorded 01/01/12 - 17/02/12	2012 vs. 2011 Year on Year Difference (%)
Munster	34,420	30,041	-14.6%
Progressive	62,384	53,805	-15.9%
Tipperary	508	344	-47.7%
<b>Total</b>	<b>97,312</b>	<b>84,190</b>	<b>-15.6%</b>

**Brian Wickham** (PhD) Chief Executive, ICBF & Sheep Ireland, Highfield House, Shinagh, Bandon Co. Cork., Phone: +353 238 820 222, Mobile: +353 86 826 9911, Email [bwickham@icbf.com](mailto:bwickham@icbf.com).

**Registered Office:** Irish Cattle Breeding Federation Society Ltd trading as "ICBF", Highfield House, Shinagh, Bandon, Co Cork. Registered Dublin, Ireland. Registration Number 4914R, Industrial and Provident Societies Acts, 1893 to 1978. Web: [www.icbf.com](http://www.icbf.com).

**Registered Office:** Sheep Database Ltd trading as "Sheep Ireland". Highfield House, Shinagh, Bandon, Co Cork. Registered Dublin, Ireland. Registration Number 465004, Companies Acts 1963 to 2006. Web: [www.sheep.ie](http://www.sheep.ie).