

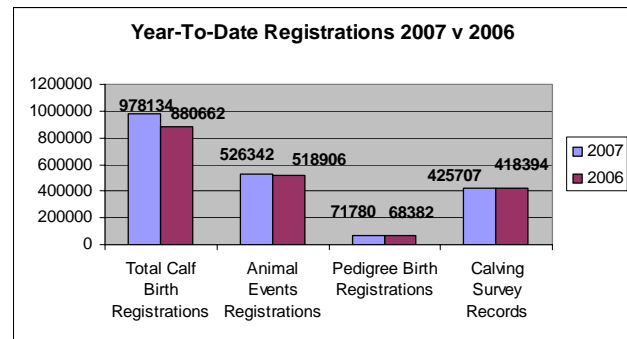
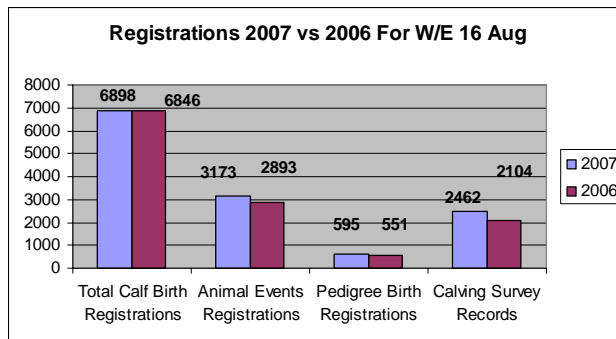


UPDATE – for period 11th – 17th August 2007

1 Important Dates

- ✚ **August 24th to 30th.** Interbull and EAAP Annual Meetings, UCD, Dublin.
- ✚ **Wednesday, August 29th.** EAAP Field Trip – Cattle Breeding in Ireland. Visit a beef & dairy farm.
- ✚ **Tuesday, September 11th.** EBI €100 Open Day. On farm of Pat & Noreen Cronin, Macroom, Co. Cork.
- ✚ **Thursday September 13th.** ICBF Board Meeting, Portlaoise.
- ✚ **September 25th to 27th.** Ploughing Championships, Tullamore.

2 Database Update



- ✚ 333,101 inseminations have been received so far in 2007 from the AI handhelds compared with 143,369 in 2006 for the same period.
- ✚ Positive feedback has been received from the Herd Books using the new web interface. A number of minor enhancements are being worked on.
- ✚ Progress continues on the redesign of the Animal Events file processing which will be completed over the coming months.
- ✚ Work is continuing on the HerdPlus web interface in the areas of data recording and the look and feel of the site.
- ✚ Work is continuing on the Sire Advice module for the new season.

3 Genetic Evaluations

Beef:

- ✚ **Monday 10th September.** New proofs official for maternal and direct weaning weight (based on new software), calving interval & survival (incorporating new data), calf quality, and beef carcass traits (incorporating more calf quality data from marts, more factory data, more weaning weight data). These proofs will be loaded to the database and will be available for use in the final selection of bulls for Tully and the new beef Euro-Star reports for herd-owners available as part of the launch of HerdPlus for beef.
- ✚ **Monday 12th November** - test run including all proposed new developments for decision on changes to be implemented for 2007

Dairy:

- ✚ **Monday 27th August** – August run dairy evaluations fully available. That is, they will be on the database, downloads from website will be updated, the bull search and any report including evaluations produced from database will have the new figures. Some of this information will be available on Monday 20th.



- Monday 12th November – test run including all proposed new developments will be available for helping with decisions on changes to be implemented for 2007.

International:

- Paper for Interbull meeting 24th August 2007. “Development of conversion formulae for traits related to beef production in Ireland” is near completion and Powerpoint presentation will be completed early next week.
- Update on conversion formulae. Tests on deregression of national proofs prior to conversion are completed. The new process which provide more accurate converted proofs will be implemented in the next beef national evaluation.

4 Milk Recording Processing – this week and year to date

National Milk Recording Statistics - Herds, Cows & EDIY 17/08/07						
Milk Recording Organisation	Total Herds Recorded YTD 17/08/07	No. EDIY Herds YTD 17/08/07	% Herds EDIY	Total No. Cows Recorded YTD 17/08/07	No. EDIY Cows YTD 17/08/07	% Cows EDIY
Progressive	2,123	642	30%	162,464	48,549	30%
Dairygold	1,586	551	35%	109,573	39,735	36%
Kerry	1,030	69	7%	70,671	5,524	8%
SWS	932	109	12%	59,749	6,953	12%
Tipperary	170	71	42%	12,178	5,204	43%
Arrabawn	167	126	75%	11,721	8,938	76%
Connacht	152	66	43%	9,783	4,084	42%
Donegal	43	43	100%	3,840	3,840	100%
Total	6,203	1,677	27%	439,979	122,827	28%

Recorded Cows by Milk Recording Organisation - Year on Year Comparison				
Milk Recording Organisation	YTD 2005 Cows Recorded 01/01/05 - 17/08/05	YTD 2006 Cows Recorded 01/01/06 - 17/08/06	YTD 2007 Cows Recorded 01/01/07 - 17/08/07	2007 vs 2006 Year on Year Difference (%)
Progressive	145,640	152,375	162,464	6.2%
Dairygold	95,773	102,063	109,573	6.9%
Kerry	66,409	69,211	70,671	2.1%
SWS	53,739	58,313	59,749	2.4%
Tipperary	9,252	11,682	12,178	4.1%
Arrabawn	7,059	10,911	11,721	6.9%
Connacht	7,171	8,847	9,783	9.6%
Donegal	3,345	5,105	3,840	-32.9%
Total	388,388	418,507	439,979	4.9%

5 HerdPlus

Linear Scoring & Weighing Survey –

We have received a good response from our questionnaire. 186 farmers have returned the form to date. Initial views are that farmers are saying the service is very important to them and they want the service levels to be elevated and improved. Survey results are being compiled and summaries will be circulated to all Herdbooks next week.



Linear Scoring & Weighing –

Work is continuing in the background to upgrade the overall service. Improvements being worked on include;

- a. New Linear Scoring Report design - based on feedback from Herdbooks
- b. Turnaround Time of Reports – Linear and weanlings Reports aim to be “next day” turnaround.
- c. Web based scheduling tools for Scorers, up to date CMMS uploads for handhelds
- d. Web reports available for farmers
- e. Field support / supervision structure – covering scoring training, harmonisation, appeals etc

ICBF will be liaising with Herdbooks over the next weeks on the details before release in September.

New Name for Service –

The Beef Industry meeting in July expressed concerns about the name of “Linear Scoring and Weighing Service” – comments were it was too long winded and cumbersome. We threw around a few ideas and we are proposing to rename it GROW.



G= genetic, growth, gain,
R= recording, records, results,
O= of, offspring
W= weight, weanling,

We would like any feedback on this renaming or any other aspect – mail your comments to:

herdplus@icbf.com

HerdPlus Beef Reports –

We plan to launch these at the Ploughing on 25th September – work is continuing. As they are released we will show copies in this update. Watch this space as they are released. For instance this week the development team finished the Calving Report. Reports we are working are;

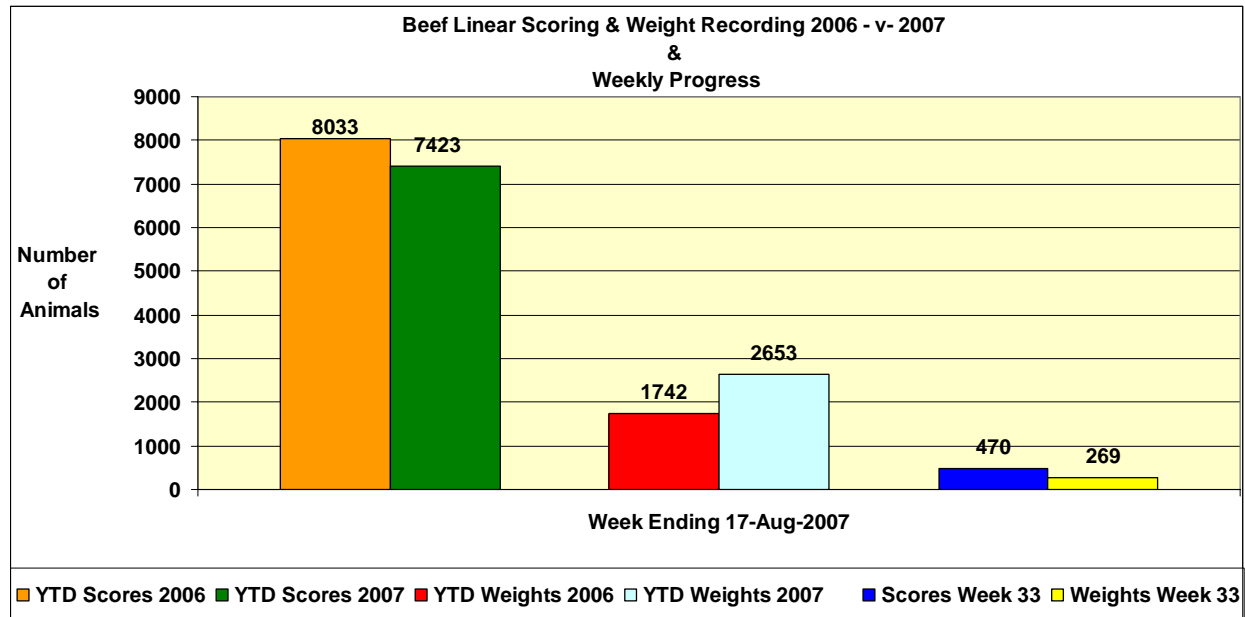
- o Calving Report – New – see attached
- o Euro-Star Report
- o Weanling Report
- o Carcass Report
- o Cow Suckler Report
- o Herd Web profiles etc.

6 Tully

- ✚ Applications for the next intake to Tully (January, February & March) born bulls will be sent out to breeders from the 10th September 2007 when the latest evaluation update will be available.
- ✚ Sourcing of pre-entry isolation units for Tully is continuing and three have been found to date.
- ✚ A meeting of the animal health expert group will take place in mid September following a bio security review of Tully and the pre entry isolation units by the UCD Veterinary College.



7. Beef Linear Scoring & Weight Recording



Brian Wickham Ph.D. Chief Executive Irish Cattle Breeding Federation Soc. Ltd, Highfield House, Shinagh, Bandon, Co. Cork, Ireland, Phone office +353 (0)23 20222, mobile +353 (0)86 826 9911 Fax office +353 (0)23 20229 E-Mail bwickham@icbf.com ICBF Web site www.icbf.com Assistant: Mary Madden.

Summary Beef Herd Calving Statistics Report - 2007

LoCall 1850 600 900

Herd Owner: **SAMPLE**
 Herd Number: **IE1234567**
 Page: **1(2)**

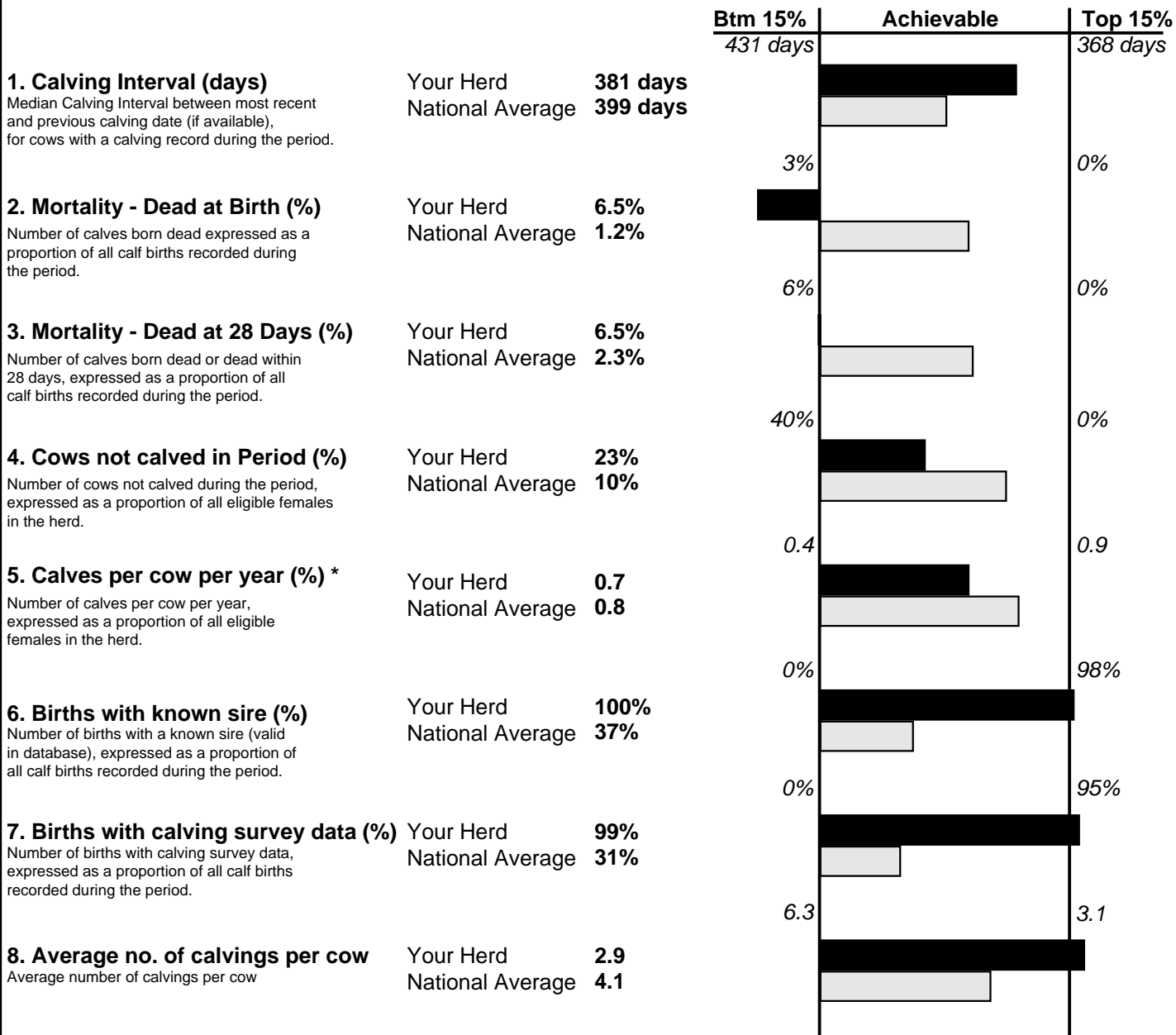
1. Summary Data

Report is based on beef cows with a calving record in the cattle breeding database and where the calving date is between 01/07/2006 and 30/06/2007

	All	Heifers		All
Total Calvings	75	22	No. of Cows not calved	23
No. of Calves - Live at Birth	72	17	No. of Calves - Live at 28 days	72
No. Calves - Dead at Birth	5	5		
No. Male Calves - Live at Birth	38	7	Average age at calving	Cows 5y 2m Heifers 1y 11m
No. Female Calves - Live at Birth	34	10		

2. Performance Statistics - relative to all beef herds in the database

Herd figures are expressed relative to all beef herds in the database, where the herd has a minimum of 10 calvings during the calving period.



Explanatory Notes

Performance statistics for your herd are expressed relative to all beef herds in the ICBF database, where the herd has a minimum of 10 calvings during the period. For example, the calving interval for your herd was 381 days This compares to 399 days for the average of all herds and 368 days for the top 15% of herds (see bar-chart).

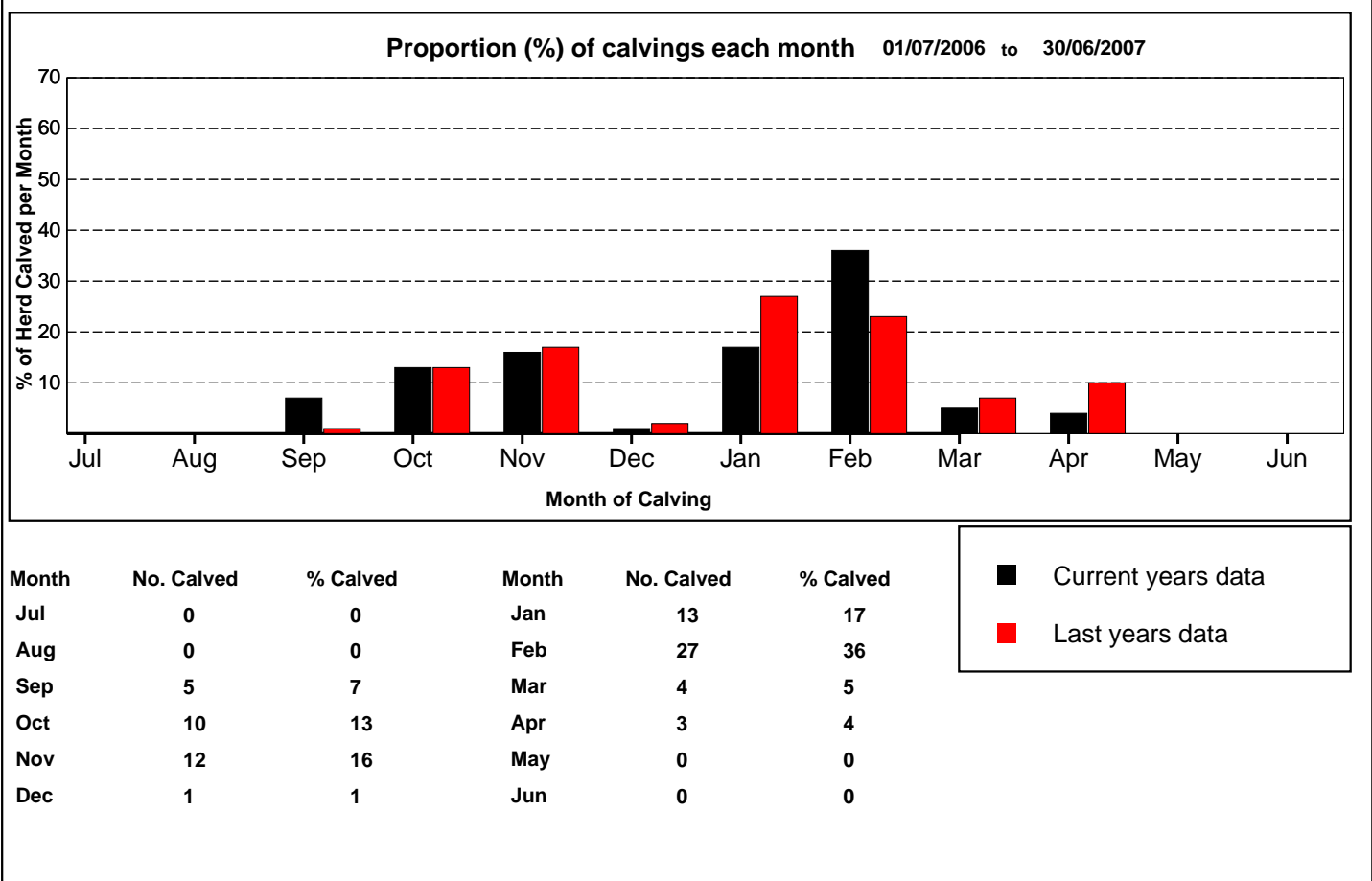
* Calves per cow per year = 365/calving interval x no. of live calves at 28 days / total number of cows eligible to calve.

Summary Beef Herd Calving Statistics Report - 2007

LoCall 1850 600 900

Herd Owner: **SAMPLE**
Herd Number: **IE1234567**
Page: **2(2)**

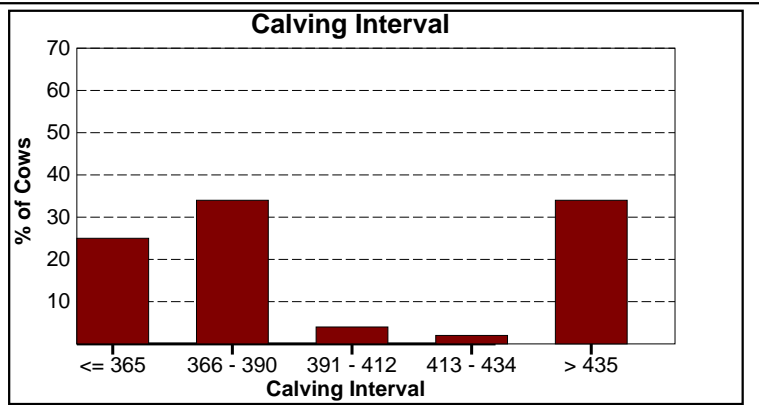
3. Current Calving Pattern



4. Additional Information

A. Calving Interval

Calving Interval	No. Calved	% Calved
% Cows calved <= 365 days	13	25
% Cows calved 366 - 390 days	18	34
% Cows calved 391 - 412 days	2	4
% Cows calved 413 - 434 days	1	2
% Cows calved > 435 days	18	34



B. Number of Calvings

Calvings	No. cows	% of cows
1st Calving	22	29
2nd Calving	16	21
3rd - 4th Calving	21	28
5th - 7th Calving	14	19
> 7th Calving	2	3

