

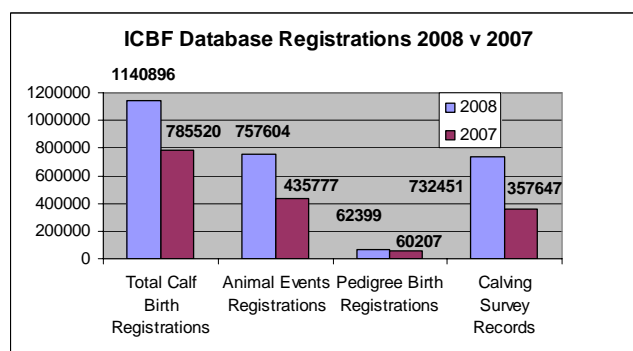
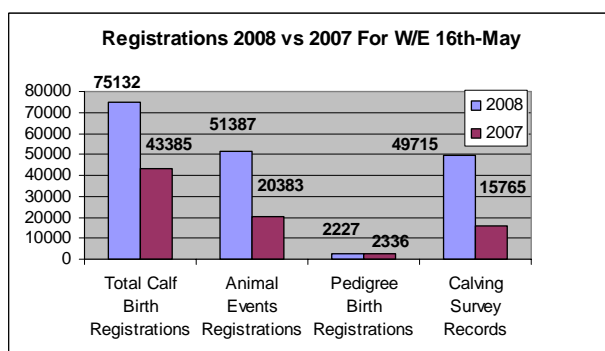


**UPDATE – for period 10<sup>th</sup> – 16<sup>th</sup> May 2008**

**1 Important Dates**

- ✚ **16<sup>th</sup> to 20<sup>th</sup> June** – ICAR and Interbull meetings, Niagara Falls, USA.
- ✚ **20<sup>th</sup> June** - Farmfest '08, Teagasc Major Event of the Year, Athenry.
- ✚ **17<sup>th</sup> July, 10:30am** – ICBF Board Meeting, Comfort Inn Portlaoise.
- ✚ **9<sup>th</sup> to 11<sup>th</sup> October** – World Holstein Friesian Conference hosted by Ireland at Killarney & Millstreet. For details see [www.ihfa.ie](http://www.ihfa.ie).
- ✚ **11<sup>th</sup> and 12<sup>th</sup> October** – International Beef Expo being hosted in Ireland at Kilkenny Mart.

**2 Database Update**



- ✚ 243,271 inseminations have been received so far in 2008, compared with 169,832 in 2007 for the same period. Work is continuing on ensuring that the replications are operating at a satisfactory speed during peak times, and that all serves are returned to the database on a daily basis.
- ✚ Over 350,000 birth registrations from new Animal Events users have been received as part of the Suckler Scheme.
- ✚ The first of the 'Pre-Weaning' forms went out this week, and the sire error forms continue to be processed.
- ✚ Work has been completed on the latest Genetic Evaluation run, and work on generating the various reports farmers is on-going.
- ✚ The microwave broadband solution, implemented for the member organisations, continues to operate satisfactorily.

**3 Tully**

- ✚ A total of 165 applications have been received for the next intake to Tully. The final list has been sent to Nass DVO for TB and brucellosis clearance.
- ✚ Bull Inspections will take place from the 20<sup>th</sup> May 2008.
- ✚ Health testing will take place from the 30<sup>th</sup> May 2008



## 4 HerdPlus

### Beef Euro-Star Reports

This week new release Beef Euro-Star Reports were sent to all HerdPlus beef clients and also put up on the farmers' HerdPlus websites on [www.icbf.com](http://www.icbf.com)



#### **What is in this report?**

This report gives the Beef Euro-Star figures for all of the Beef animals in the herd. The report includes;

1. Overall Euro-Star Summary for Pedigree & Commercial Animals.
2. Individual Animal Euro-Star profile
3. Missing Sire section (for return to HerdPlus office).

#### **What use can farmers make of the report?**

The main aim of this report (similar to other Beef Herdplus reports) is to allow farmers:

1. **Make Better Breeding Decisions** – tool to help you make your Selection & Culling decisions with the aid of extra information – your Eurostar Report.  
*e.g. Big powerful looking Heifer that you were going to retain in the herd as a replacement is sired by a Bull which has One Star for 'Milk & Fertility', should you keep her now?*
2. **Make Better Selection Decisions** – the Euro-Star report shows you what the most up-to-date information on a particular animal is saying.  
*e.g. Stockbull/AI Sire that you used & would be considering using again is now only One Star for 'Calving Difficulty' as new calving survey data has shown his bloodline to be more difficult calved than what was first thought.*
3. **Identify Strengths & Weaknesses in the Herd** – The Herd Summary section shows how your herd's Euro-Star profile compares to other herds similar to yours.  
*e.g. Your pedigree herd is in the top 10% of the breed for 'Weanling Export' Index however you are only at breed average for 'Milk & Fertility'.*

We've attached three documents to this update to further explain the Suckler Beef Value and Euro-Stars.

1. SAMPLE Euro-Star Report
2. Euro-Star explained
3. Breed Percentiles – gives the 1 to 5 star limits for each breed and for commercial animals/herds.

#### **Missing Sire Data**

ICBF can only put Suckler Beef Values and Euro-Stars on animals with known Sires. To help farmers correct any missing sire data we have enclosed a 'Missing Sire Report' which he can fill in and return in the freepost envelope provided. He can also access this report on our website [www.icbf.com](http://www.icbf.com) by logging on with your username & password.

#### **Beef Data Reliability**

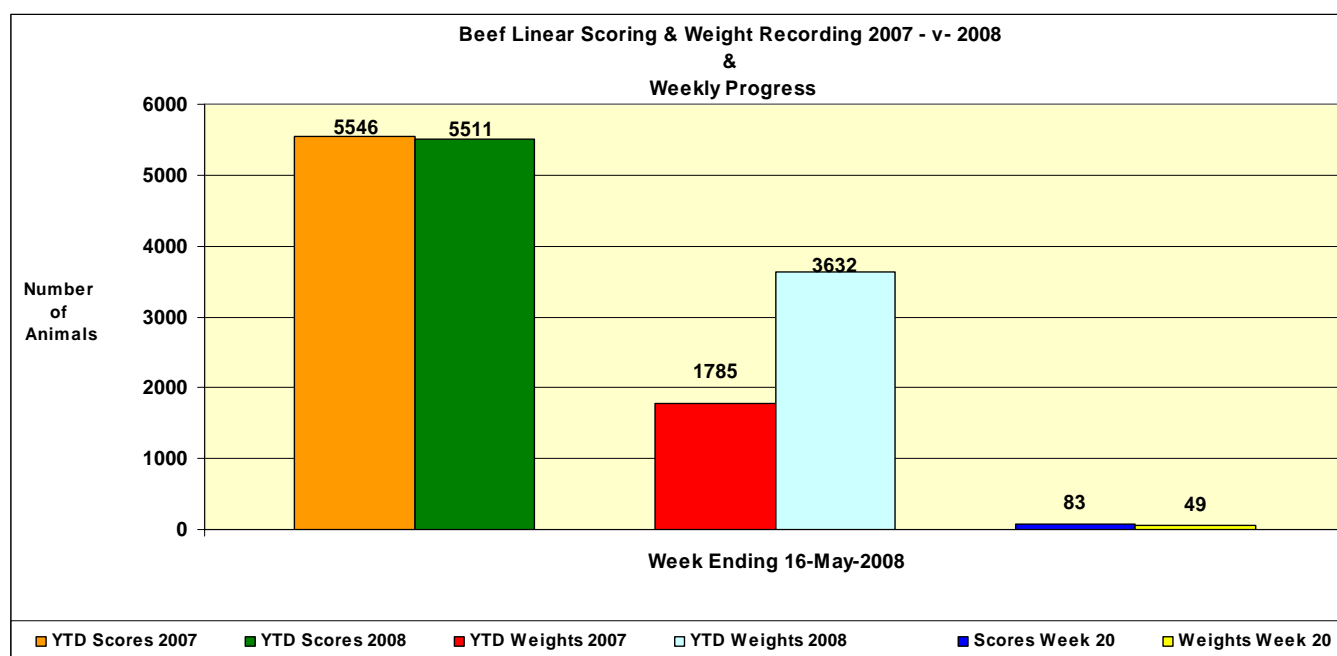
Behind every Suckler Beef €Value there is a % reliability figure. This is an indication of how much data we have on an animal – the more data, then the higher the % reliability. We are just at the starting post in building up the beef databank and we have along way to go. Please bear with us if the reliability on your animals is still quite low – we will continue to improve the data feeds from mart, factory, linear scoring/weighting and sire over the next year. Meantime if farmers have any queries or concerns they are encouraged to call us on our Herdplus no. 1850 600 900 and we will be glad to assist.



## 5 Genetic Evaluations

- Supplementary files on the latest beef performance evaluation have been compiled and placed on the website under Genetic Evaluations, Beef Evaluation Results. Files available include: Latest Eurostar proofs for AI sires including individual trait information, progeny phenotypic performance and herd mate performance information for all traits in the SBV for AI sires, breed percentiles for individual animals.
- Testing of the incorporation of foreign data directly into the beef performance evaluations is progressing well. Initial testing involved the incorporation of French EBVs and reliabilities for direct and maternal weaning weight for 3 breeds. Results will be presented at a proposed industry meeting in July.

## 6 GROW – Linear Scoring & Weight Recording



## 7 GENIreland

- Dairy Spring 2008 – There is approximately 24% of the total straws dispatched with a recorded insemination on the database.
- Dairy Autumn 2007 – First round of payments for recorded inseminations will be made this coming week.
- Autumn 2007 – Participants of both the Dairy and Beef programmes are being contacted regarding getting their inseminations onto the database, specifically targeting herds with little or no records to date.
- Dairy Spring 2005 – Work is underway to review the number of progeny test daughters that have calved down and are in milk recording, in preparation for the forthcoming Linear Inspections. Initial analysis is showing a 48% fall-out rate of daughters in milk recording compared with the number of female progeny still alive. Obvious reasons for this seem to be animals sold on to non-ICBF or non-milk recording herds, animals that haven't calved down or herds that don't seem to be milk recording.



## 8 Milk Recording

National Milk Recording Statistics - Herds, Cows & EDIY 16/05/08						
Milk Recording Organisation	Total Herds Recorded YTD 16/05/08	No. EDIY Herds YTD 16/05/08	% Herds EDIY	Total No. Cows Recorded YTD 16/05/08	No. EDIY Cows YTD 16/05/08	% Cows EDIY
Progressive	2,077	764	37%	147,289	51,292	35%
Dairygold	1,476	470	32%	93,780	30,494	33%
Kerry	1,074	204	19%	63,124	11,410	18%
SWS	884	118	13%	51,222	6,542	13%
Tipperary	155	61	39%	9,820	3,981	41%
Arrabawn	158	131	83%	10,530	8,832	84%
Connacht	116	32	28%	6,301	1,546	25%
Donegal	11	11	100%	1,851	1,851	100%
<b>Total</b>	<b>5,951</b>	<b>1,791</b>	<b>30%</b>	<b>383,917</b>	<b>115,948</b>	<b>30%</b>

Recorded Cows by Milk Recording Organisation - Year on Year Comparison				
Milk Recording Organisation	YTD 2006 Cows Recorded 01/01/06 - 16/05/06	YTD 2007 Cows Recorded 01/01/07 - 16/05/07	YTD 2008 Cows Recorded 01/01/08 - 16/05/08	2008 vs 2007 Year on Year Difference (%)
Progressive	126,636	135,601	147,289	7.9%
Dairygold	83,765	89,916	93,780	4.1%
Kerry	58,858	59,189	63,124	6.2%
SWS	49,328	51,685	51,222	-0.9%
Tipperary	9,023	10,092	9,820	-2.8%
Arrabawn	7,884	9,754	10,530	7.4%
Connacht	5,936	7,524	6,301	-19.4% "Connacht Gold Lab file transfer delay"
Donegal	1,638	2,296	1,851	-24.0%
<b>Total</b>	<b>343,068</b>	<b>366,057</b>	<b>383,917</b>	<b>4.7%</b>

Brian Wickham Ph.D. Chief Executive Irish Cattle Breeding Federation Soc. Ltd, Highfield House, Shinagh, Bandon, Co. Cork, Ireland, Phone office +353 (0)23 20222, mobile +353 (0)86 826 9911 Fax office +353 (0)23 20229 E-Mail [bwickham@icbf.com](mailto:bwickham@icbf.com) ICBF Web site [www.icbf.com](http://www.icbf.com) Assistant: Mary Madden.

# Euro-Star Herd Report Limousin

LoCall 1850 600 900

Herd Owner: **SAMPLE**  
Herd Number: **IE1234567**  
Data Extracted: **05/08/2007**  
Page: **1(2)**

—  
—  
—  
—

## 1. Beef Euro-Star Herd Summary - Cows

Average beef Euro-Star values for pedigree Limousin cows on your farm. Only animals with a sire are included in the report.

Breed		Suckler Beef Value (Reliability %)					Replacement Value		Additional Traits		
Group	No.	Beef Value			↓ Within Across	Milk & Fert (Rel %)	Calf Value (Rel %)	Calv Diff % (Rel %)	Docility (Rel %)	Muscle Skeletal Functionality	
		Calving Traits (Rel %)	Weanling Export (Rel %)	Beef Carcass (Rel %)							Within Breed Across Breed
New Bull	1	-€4 (32%) ***** ***	€55 (37%) *** *	€81 (35%) **** ****	€128 (38%) ***** ***	€113 (25%) ***** ****	€205 (36%) **** *****	6.3			
1st calving	9	-€8 (24%) ** ***	€59 (27%) *** ***	€80 (25%) **** ****	€97 (24%) *** ***	€20 (15%) *** ***	€174 (26%) **** ****	6.4			
2nd calving	4	-€8 (23%) ** ***	€61 (28%) **** ***	€80 (25%) **** ****	€95 (24%) *** ***	€10 (16%) ** ***	€176 (26%) **** ****	6.7			
3rd calving+	9	-€6 (20%) *** ***	€59 (27%) *** ***	€78 (25%) **** ***	€96 (22%) *** ***	€14 (15%) *** ***	€176 (25%) **** ****	6			

## 2. Beef Euro-Star Herd Summary - Female Young-stock

Average beef Euro-Star values for pedigree Limousin young-stock on your farm.

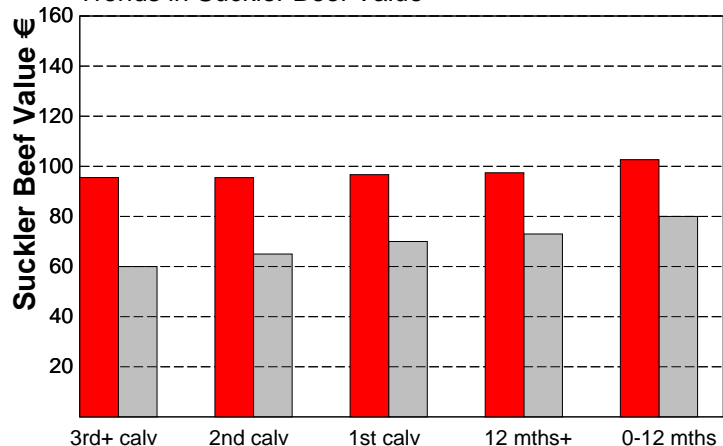
0-12 months	10	-€7 (30%) *** ***	€62 (27%) **** ***	€78 (25%) **** ***	€97 (27%) *** ***	€24 (14%) **** ***	€172 (26%) **** ****	6.2		
>12 months	9	-€7 (29%) *** ***	€68 (29%) ***** ***	€81 (29%) ***** ****	€103 (28%) ***** ***	€24 (17%) **** ***	€182 (29%) ***** ****	6.7		

## 3. Beef Euro-Star Herd Summary - Genetic trends

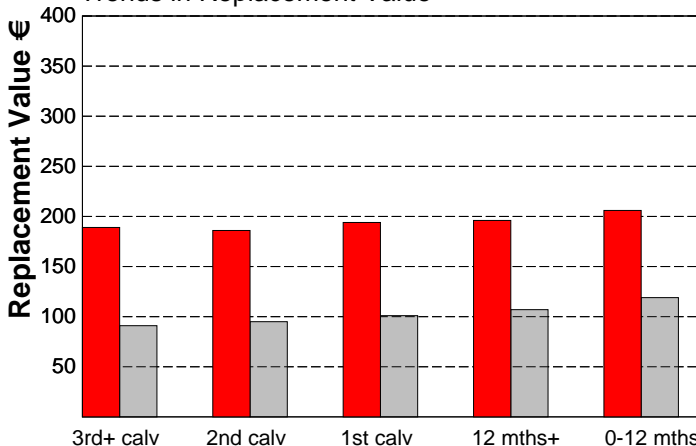
Genetic trends for pedigree Limousin females on your farm.

■ Your herd  
■ National Avg

Trends in Suckler Beef Value



Trends in Replacement Value



# Euro-Star Animal Report Limousin

LoCall 1850 600 900

Herd Owner: **SAMPLE**  
 Herd No: **IE1234567**  
 Data Extracted: **05/08/2007**  
 Page: **2(2)**

—  
—  
—

## Suckler Beef Value (Reliability %)

1. Limousin Cows		Beef Value			↓ Within Across	Replacement Value		Additional Traits		
Jumbo ID	DOB	Calving Traits (Rel %)	Weanling Export (Rel %)	Beef Carcass (Rel %)		Milk & Fert (Rel %)	Calf Quality (Rel %)	Calv Diff % (Rel %)	Docility (Rel %)	Muscle Skeletal
Animal tag	Dam ID	Within Breed Across Breeds	Within Across	Within Across		Within Across	Within Across	Within Across	Within Across	Functionality
<b>41F</b>	09/06/97	-€4	€59	€78	<b>€104</b>	€26	€190	4.8		
IEDSHB0041F	CEF003	(2%)	(16%)	(17%)	(9%)	(3%)	(15%)			
C MELANIE	8791005412	****	***	****	*****	****	*****	****		
LM (100%)	RKT	****	***	***	****	****	****	****		
<b>103</b>	26/03/00	-€7	€55	€66	<b>€78</b>	€3	€144	6.9		
IE341208880103	VHB324406	(17%)	(27%)	(25%)	(21%)	(14%)	(25%)			
C RACHEL	ESP	***	***	***	***	**	***	**		
LM (100%)	8791005412	***	***	***	***	***	***	***		
<b>124</b>	22/02/01	-€6	€44	€78	<b>€90</b>	€9	€163	5.8		
IE341208840124	IEDSHB0066N	(29%)	(31%)	(31%)	(30%)	(22%)	(31%)			
C SOBRIETY	TON	***	*	****	****	**	****	***		
LM (100%)	HZA325419	***	**	***	****	***	***	***		
<b>125</b>	07/04/01	-€7	€86	€77	<b>€104</b>	€30	€184	6.2		
IE341208850125	IEDSHB0021M	(22%)	(28%)	(25%)	(24%)	(15%)	(26%)			
C SABRINA	GNI	**	*****	****	*****	****	*****	**		
LM (100%)	VCN	***	*****	***	****	****	****	***		
<b>136</b>	10/08/01	-€12	€53	€66	<b>€69</b>	€11	€118	8.8		
IE341208880136	VCB996757	(17%)	(26%)	(24%)	(20%)	(11%)	(24%)			
C SERENA	JNT	*	**	***	**	**	**	*		
LM (100%)	8791005412	**	***	***	***	***	**	**		
<b>137</b>	22/08/01	-€4	€59	€79	<b>€98</b>	-€2	€189	4.6		
IE341208890137	IEDSHB0004M	(23%)	(29%)	(25%)	(24%)	(20%)	(26%)			
C SENSATION	GTA	****	***	****	****	*	*****	*****		
LM (100%)	DAU	****	***	****	****	***	****	****		
<b>146</b>	11/02/02	-€7	€66	€77	<b>€93</b>	€3	€176	7.2		
IE341208810146	LUTG026	(17%)	(28%)	(26%)	(22%)	(14%)	(26%)			
C TIGGY	ESP	***	*****	****	****	**	****	**		
LM (100%)	RAE	***	****	***	****	***	****	***		
<b>164</b>	16/09/02	-€7	€56	€74	<b>€86</b>	€6	€156	5.6		
IE341208830164	IE341208890087	(36%)	(31%)	(28%)	(32%)	(28%)	(30%)			
C TANYA	DAU	***	***	****	***	**	***	***		
LM (100%)	HGR	***	***	***	***	***	***	****		
<b>165</b>	17/09/02	-€8	€61	€91	<b>€104</b>	-€14	€210	5.5		
IE341208840165	IEDSHB0067L	(24%)	(29%)	(27%)	(26%)	(21%)	(28%)			
C TULIP	DAU	**	****	*****	*****	*	*****	***		
LM (100%)	HZA325419	***	***	****	****	**	****	****		
<b>170</b>	10/01/03	-€1	€48	€77	<b>€98</b>	€6	€185	4.3		
IE341208810170	IEDSHB0064S	(23%)	(28%)	(24%)	(24%)	(18%)	(25%)			
C URSULA	FGN	*****	**	****	****	**	*****	*****		
LM (100%)	DAU	****	**	***	****	***	****	****		



# Euro-Star Report Explained

		Suckler Beef Value (Reliability %)					
		Beef Value			↓ Within Across	Replacement Value	
Group	No.	Calving Traits (Rel %)	Weanling Export (Rel %)	Beef Carcass (Rel %)		Milk & Fert (Rel %)	Calf Value (Rel %)
		Within Breed Across Breed	Within Across	Within Across		Within Across	Within Across
New Bull	1	-€ 4 (32%) ***** ***	€ 55 (37%) *** *	€ 81 (35%) **** ****	€ 128 (38%) ***** ****	€ 113 (25%) ***** ****	€ 205 (36%) **** *****

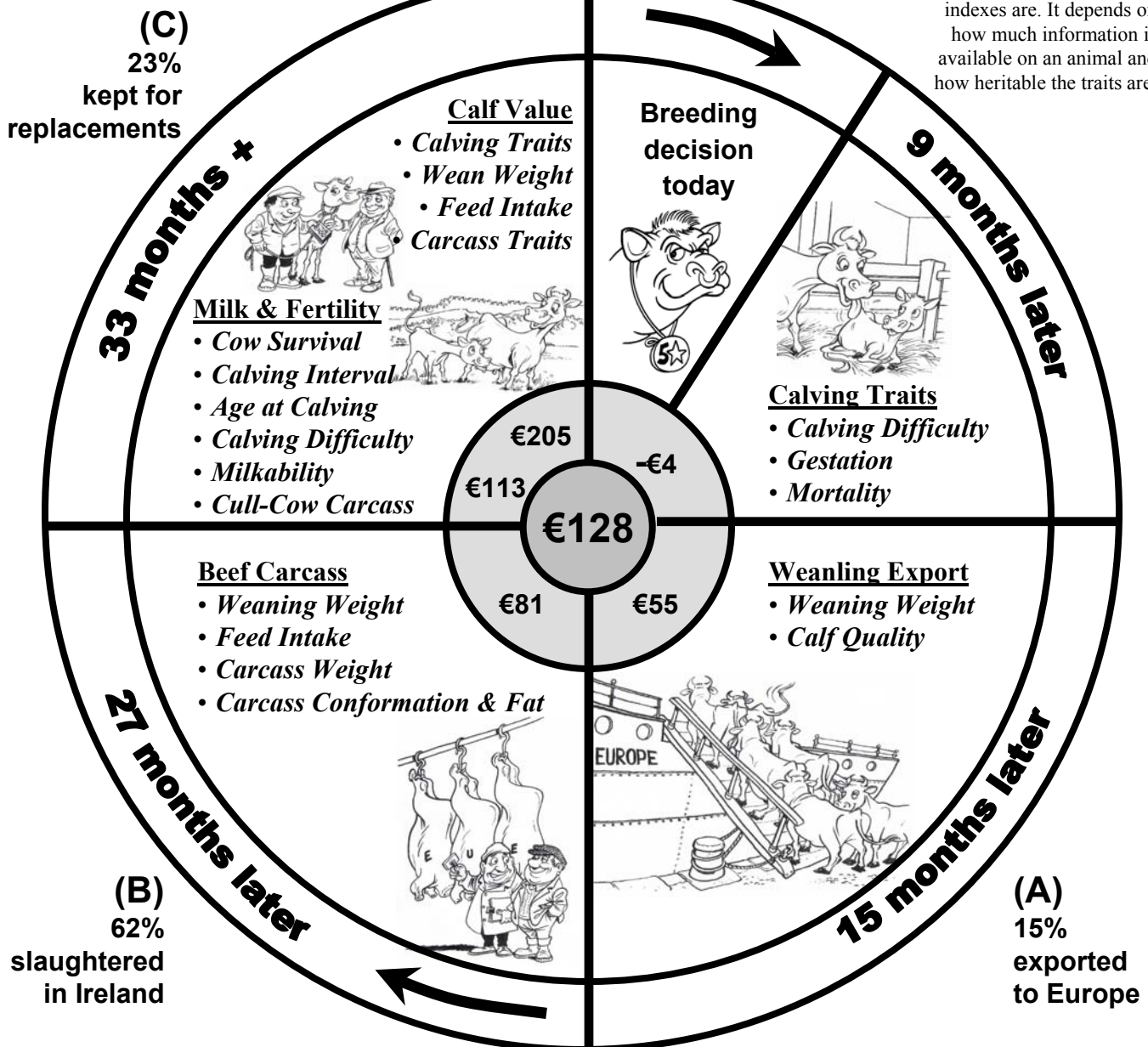
**Within Breed**  
Compares animals against all pedigree animals in the breed born in the last 5 yrs.

**Across Breed**  
Compares animals against all pedigree animals, in all beef breeds, born in the last 5 yrs.

**Reliability %**

This figure is important as it tells you how reliable the indexes are. It depends on how much information is available on an animal and how heritable the traits are.

SBV = overall profit measure, per calf born to a bull.

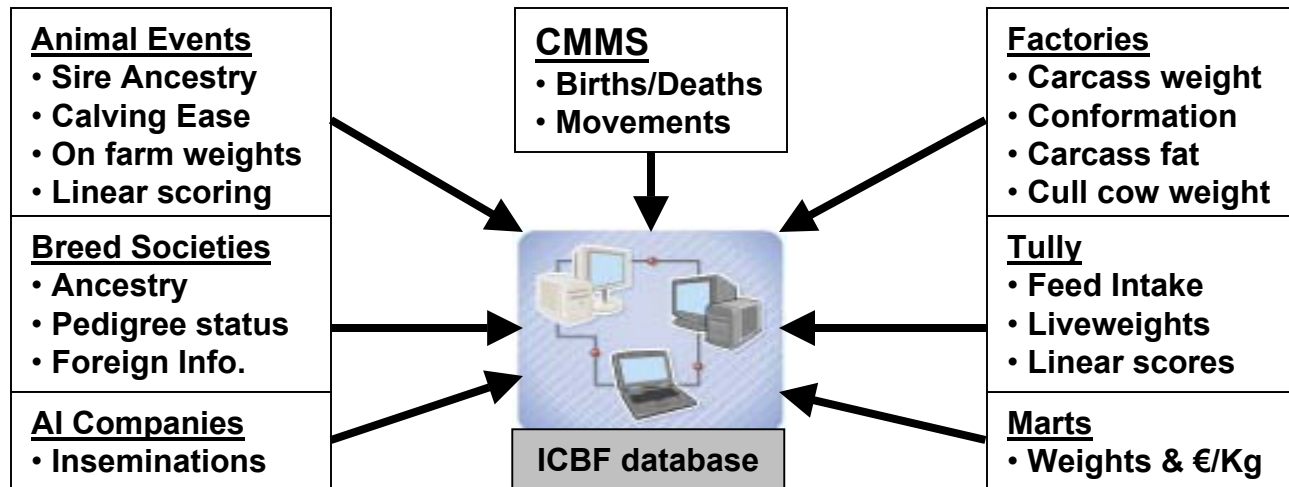


Suckler Beef Value (SBV) =

((A+B) \* Calving Traits) + (A \* Weanling Export) + (B \* Beef Carcass) + (C \* (Milk & Fertility + Calf Value))

New Bull above: €128 = ((0.15 + 0.62) \* -€4) + (0.15 \* €55) + (0.62 \* €81) + (0.23 \* (€113 + €205))

## Sources of Information & Explanation of €uro-Star Report



### Suckler Beef Value (SBV)

The SBV is made up of five profit indexes. The first three indexes, Calving Traits, Weanling Export & Beef Carcass, fall under the heading of **Beef Value** while Milk & Fertility and Calf Value make up the **Replacement Value**. SBV is therefore a combination of Beef Value and Replacement Value.

The three indexes under Beef Value should be used by Suckler farmers interested in buying a bull to produce cattle which are destined entirely for meat production (slaughter or export).

Alternatively, a farmer who is interested in keeping some replacements from the bull, should look at the Replacement Value. However the male calves and surplus females will contribute to farm profit before a replacement heifer from the bull comes into the herd. Therefore the SBV which gives an overall profit measure, per calf born to the bull, should also be acknowledged.

<b>Beef Value</b>	<p><b>Calving Traits Index</b> - An index of interest to all farmers, as it puts a direct cost on losses at calving time. It takes into account calving difficulty, gestation length and mortality. Bulls with a 1-Star for Calving Traits have a much higher likelihood of calving problems and subsequent losses at birth compared to a 5-Star bull.</p> <p><b>Weanling Export Index</b> - Suckler farmers who focus on selling their weanlings for export should look for bulls which score highly on this index. Emphasis in this index is based on mart calf quality and weaning weight. A bull with a Weanling Export value of €100 should result in progeny leaving €90 more profit/weanling if sold for export compared to progeny of a bull with a Weanling Export value of €10.</p> <p><b>Beef Carcass Index</b> - This index gives an indication of the potential of a bull to produce progeny with high value carcasses for slaughter in Ireland. Suckler farmers who are finishing cattle should focus strongly on this index. Bulls producing progeny with high carcass weights, good carcass conformation and good lifetime feed efficiency will score high on this index. A bull with a Beef Carcass value of €100 should result in progeny leaving €90 more profit/head at slaughter compared to progeny of a bull with a Beef Carcass value of €10.</p>
<b>Replacement Value</b>	<p>The two indexes below should be used where a suckler farmer is buying a bull with a view to keeping the females as replacements. Ideally a farmer should look for a good balance between these two indexes.</p> <p><b>Milk &amp; Fertility Index</b> - Combines traits such as Calving Ease, Milk, Calving Interval, Survival &amp; Cull Cow value. Focusing on this index should result in easy-care, long-living cows.</p> <p><b>Calf Value Index</b> - Traits included are calving, weaning weight, feed intake and carcass characteristics. Focusing on this index should result in more profitable calves from these replacement daughters.</p>



**Table 1. Breed Summaries of Euro-Star Indexes (Animals born since 1st January 2003)**

**ANIMAL SUMMARY**

Breed Percentiles May 2008										
Breed	Index/trait	Records	Btm 20%	Btm 40%	Mean	Top 40%	Top 20%	Top 10%	Top 5%	Top 1%
All Pedigree	SUCKLER BEEF VALUE (€)	134,703	€31	€62	€73	€82	€102	€115	€125	€144
	CALVING TRAITS (€)	134,740	-€13	-€8	-€6	-€3	€3	€7	€9	€11
	WEANLING EXPORT (€)	134,757	€22	€43	€49	€54	€68	€77	€83	€94
	BEEF CARCASS (€)	134,757	€6	€56	€66	€74	€94	€108	€118	€134
	MILK & FERTILTY (€)	134,687	-€50	-€11	€4	€20	€73	€96	€115	€142
	CALF VALUE (€)	134,732	€31	€113	€137	€157	€201	€234	€261	€305
Angus	SUCKLER BEEF VALUE (€)	16,449	€7	€17	€21	€26	€37	€44	€51	€65
	CALVING TRAITS (€)	16,454	€6	€8	€8	€9	€10	€11	€12	€14
	WEANLING EXPORT (€)	16,450	€0	€6	€8	€10	€16	€20	€24	€32
	BEEF CARCASS (€)	16,450	-€15	-€9	-€6	-€3	€4	€9	€13	€23
	MILK & FERTILTY (€)	16,447	€47	€60	€66	€71	€83	€92	€100	€118
	CALF VALUE (€)	16,449	-€14	€4	€13	€22	€42	€57	€70	€97
Aubrac	SUCKLER BEEF VALUE (€)	1,845	€24	€34	€39	€43	€56	€65	€73	€88
	CALVING TRAITS (€)	1,850	€2	€3	€4	€4	€5	€6	€7	€9
	WEANLING EXPORT (€)	1,850	€30	€35	€37	€40	€46	€50	€54	€64
	BEEF CARCASS (€)	1,850	€12	€18	€21	€25	€33	€40	€45	€56
	MILK & FERTILTY (€)	1,845	-€3	€6	€9	€13	€22	€30	€37	€60
	CALF VALUE (€)	1,850	€37	€55	€64	€74	€97	€118	€134	€165
Belgian Blue	SUCKLER BEEF VALUE (€)	1,658	€37	€55	€61	€68	€83	€92	€101	€113
	CALVING TRAITS (€)	1,660	-€22	-€17	-€14	-€12	-€6	-€4	-€1	€6
	WEANLING EXPORT (€)	1,661	€64	€74	€78	€81	€90	€96	€101	€109
	BEEF CARCASS (€)	1,661	€61	€75	€81	€86	€97	€105	€111	€122
	MILK & FERTILTY (€)	1,657	-€118	-€102	-€94	-€86	-€65	-€55	-€41	-€24
	CALF VALUE (€)	1,659	€94	€128	€142	€156	€186	€208	€224	€269
Blonde Aquitaine	SUCKLER BEEF VALUE (€)	1,599	€38	€50	€56	€61	€76	€87	€97	€109
	CALVING TRAITS (€)	1,600	-€17	-€13	-€12	-€10	-€8	-€7	-€6	-€3
	WEANLING EXPORT (€)	1,602	€49	€54	€56	€58	€63	€67	€72	€78
	BEEF CARCASS (€)	1,602	€56	€66	€71	€75	€86	€95	€104	€122
	MILK & FERTILTY (€)	1,599	-€85	-€73	-€68	-€62	-€48	-€38	-€30	-€10
	CALF VALUE (€)	1,600	€89	€114	€125	€136	€164	€188	€208	€237
Charolais	SUCKLER BEEF VALUE (€)	43,517	€70	€87	€94	€101	€116	€127	€135	€151
	CALVING TRAITS (€)	43,525	-€17	-€14	-€13	-€12	-€9	-€8	-€6	-€3
	WEANLING EXPORT (€)	43,529	€57	€66	€69	€73	€80	€86	€90	€99
	BEEF CARCASS (€)	43,529	€77	€91	€97	€102	€115	€123	€130	€141
	MILK & FERTILTY (€)	43,514	-€78	-€61	-€53	-€46	-€29	-€18	-€8	€9
	CALF VALUE (€)	43,525	€151	€186	€201	€215	€249	€274	€292	€328
Hereford	SUCKLER BEEF VALUE (€)	13,267	€13	€22	€26	€31	€41	€49	€55	€65
	CALVING TRAITS (€)	13,267	-€1	€1	€2	€2	€4	€5	€6	€8
	WEANLING EXPORT (€)	13,269	€17	€21	€22	€24	€28	€31	€34	€40
	BEEF CARCASS (€)	13,269	-€8	-€2	€1	€4	€11	€17	€21	€29
	MILK & FERTILTY (€)	13,265	€67	€80	€85	€91	€108	€120	€129	€142
	CALF VALUE (€)	13,267	-€20	-€1	€7	€16	€37	€54	€67	€90
Limousin	SUCKLER BEEF VALUE (€)	37,365	€62	€75	€80	€85	€98	€107	€115	€131
	CALVING TRAITS (€)	37,372	-€9	-€6	-€5	-€4	-€2	-€1	€1	€3
	WEANLING EXPORT (€)	37,378	€39	€45	€48	€51	€57	€62	€66	€75
	BEEF CARCASS (€)	37,378	€56	€65	€69	€73	€82	€89	€95	€106
	MILK & FERTILTY (€)	37,363	-€15	-€3	€3	€8	€21	€31	€40	€59
	CALF VALUE (€)	37,372	€112	€138	€149	€159	€182	€201	€218	€252
Parthenaise	SUCKLER BEEF VALUE (€)	560	€17	€25	€28	€33	€45	€56	€74	€93
	CALVING TRAITS (€)	566	€0	€1	€1	€2	€3	€4	€5	€7
	WEANLING EXPORT (€)	565	€21	€29	€32	€35	€42	€48	€54	€65
	BEEF CARCASS (€)	565	€8	€13	€16	€19	€27	€34	€53	€77
	MILK & FERTILTY (€)	560	€1	€8	€11	€14	€24	€30	€41	€61
	CALF VALUE (€)	565	€24	€38	€45	€53	€78	€98	€141	€197

Breed	Index/trait	Records	Btm 20%	Btm 40%	Mean	Top 40%	Top 20%	Top 10%	Top 5%	Top 1%
Piedmontese	SUCKLER BEEF VALUE (€)	583	€21	€29	€31	€34	€42	€50	€59	€71
	CALVING TRAITS (€)	584	-€5	-€2	€0	€0	€2	€3	€4	€6
	WEANLING EXPORT (€)	586	€31	€37	€39	€41	€46	€51	€54	€60
	BEEF CARCASS (€)	586	€12	€17	€19	€21	€27	€32	€37	€49
	MILK & FERTILTY (€)	583	€13	€23	€27	€30	€38	€44	€49	€60
	CALF VALUE (€)	584	€23	€34	€39	€45	€61	€77	€96	€121
Saler	SUCKLER BEEF VALUE (€)	2,688	€34	€45	€50	€55	€68	€77	€83	€97
	CALVING TRAITS (€)	2,689	€4	€5	€5	€6	€7	€8	€9	€10
	WEANLING EXPORT (€)	2,690	€27	€32	€34	€36	€40	€44	€48	€55
	BEEF CARCASS (€)	2,690	€18	€25	€28	€31	€41	€47	€52	€62
	MILK & FERTILTY (€)	2,688	-€3	€6	€10	€14	€26	€35	€44	€59
	CALF VALUE (€)	2,689	€58	€78	€87	€97	€125	€142	€158	€188
Shorthorn	SUCKLER BEEF VALUE (€)	3,972	€1	€9	€12	€15	€23	€27	€32	€44
	CALVING TRAITS (€)	3,972	€1	€3	€4	€4	€5	€6	€7	€9
	WEANLING EXPORT (€)	3,974	€6	€10	€12	€13	€17	€19	€22	€28
	BEEF CARCASS (€)	3,974	-€18	-€10	-€8	-€6	-€1	€3	€6	€14
	MILK & FERTILTY (€)	3,966	€53	€69	€76	€82	€97	€107	€117	€138
	CALF VALUE (€)	3,972	-€40	-€22	-€14	-€8	€5	€14	€25	€52
Simmental	SUCKLER BEEF VALUE (€)	11,200	€70	€87	€93	€100	€115	€127	€137	€157
	CALVING TRAITS (€)	11,201	-€11	-€8	-€7	-€6	-€4	-€2	-€1	€1
	WEANLING EXPORT (€)	11,202	€43	€49	€52	€54	€60	€65	€69	€78
	BEEF CARCASS (€)	11,202	€45	€54	€58	€63	€72	€79	€86	€102
	MILK & FERTILTY (€)	11,200	€80	€100	€108	€115	€131	€143	€151	€171
	CALF VALUE (€)	11,200	€91	€120	€132	€145	€174	€197	€219	€268
Commercial (Cows only)	SUCKLER BEEF VALUE (€)	54,346	€14	€33	€41	€48	€65	€78	€88	€110
	CALVING TRAITS (€)	54,856	-€6	-€2	-€1	€1	€5	€8	€10	€14
	WEANLING EXPORT (€)	54,979	€14	€24	€29	€33	€45	€53	€59	€74
	BEEF CARCASS (€)	54,979	-€1	€24	€31	€37	€52	€64	€75	€95
	MILK & FERTILTY (€)	54,346	-€25	-€1	€9	€19	€44	€64	€80	€110
	CALF VALUE (€)	54,739	€13	€56	€73	€86	€120	€143	€170	€215

**Table 2. Summary of Herd Euro-Star Suckler Beef Values \*\***

**HERD SUMMARY**

Breeds	Herds	Btm 20%	Btm 40%	Mean	Top 40%	Top 20%	Top 10%	Top 5%	Top 1%
Angus	415	€10	€15	€18	€20	€27	€32	€36	€41
Aubrac	37	€31	€35	€38	€39	€40	€44	€45	€47
Belgian Blue	24	€45	€51	€54	€57	€64	€69	€70	€72
Blonde Aquitaine	38	€40	€52	€54	€56	€65	€69	€78	€80
Charolais	1004	€64	€76	€80	€85	€95	€101	€105	€117
Hereford	247	€17	€21	€24	€26	€32	€36	€38	€44
Limousin	850	€59	€67	€70	€73	€80	€86	€89	€98
Parthenaise	15	€21	€23	€23	€26	€27	€27	€30	€30
Piedmontese	13	€25	€27	€28	€29	€32	€33	€37	€37
Salers	69	€38	€45	€47	€50	€56	€63	€65	€76
Shorthorn	119	€3	€8	€10	€13	€17	€21	€25	€26
Simmental	266	€67	€78	€83	€87	€98	€105	€110	€115
Commercial *	1328	€39	€50	€53	€58	€66	€73	€78	€89
All Pedigree Herds	3097	€26	€58	€66	€73	€85	€94	€100	€112

\* For Commercial herds the minimum is 10 females.

\*\* For all pedigree breeds with a minimum of 5 females