

1 Important Dates

- ✚ **Tully Advisory Committee meeting** – Monday 25th July, 10:00 to 14:00 – Tully.
- ✚ **ICBF Dairy and Beef Industry meetings** – Wednesday 27th July, 10:00 to 17:00 - Killeshin Hotel Portlaoise. (Please note change of date).
- ✚ **ICBF Board Meeting** – Thursday 15th September, 10:30 to 14:00 – ICBF, Highfield House, Bandon.
- ✚ **Sheep Ireland Board Meeting** – Thursday 22nd September, 14:00 to 16:30 – ICBF, Highfield House, Bandon.

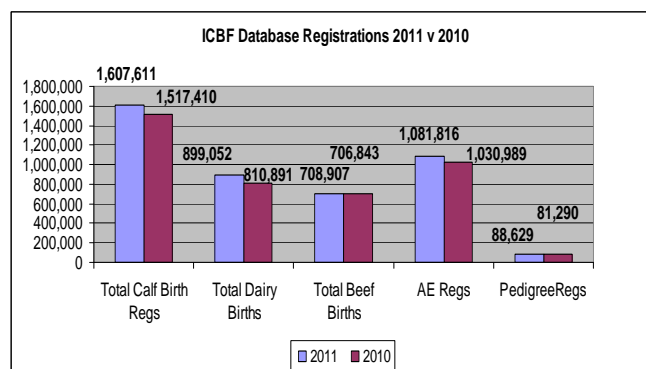
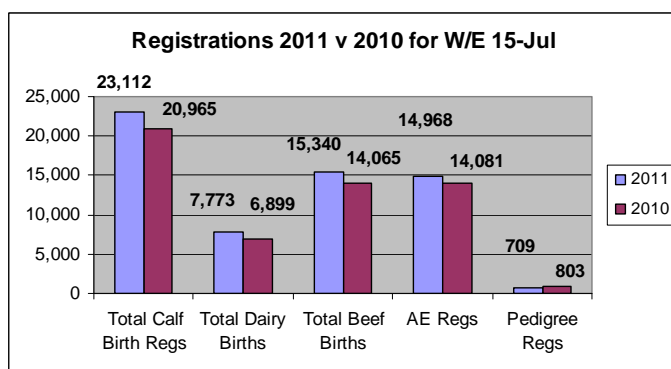
2 Collaboration with UCD

- ✚ This week Prof David McHugh of UCD and Ian Richardson at Masters Student at UCD visited our offices near Bandon to discuss collaboration on a genomics project for Kerry cattle.
- ✚ The project is funded by DAFF as part of its support for genetic conservation.
- ✚ The ICBF infrastructure will be used to facilitate the scientists in obtaining tissue samples from selected Kerry cattle for their research. Details of the research can be found here: www.animalgenomics.ucd.ie/kerry.

3 IGA Sheep Conference

- ✚ At this week's Irish Grasslands Association (IGA) Sheep conference Tim Byrne presented an international perspective on sheep breeding.
- ✚ His very clear message was that sheep genetics has a very important role in improving the profitability of Irish sheep production.
- ✚ Copies of his presentation and paper can be found in the publications section of www.sheep.ie.

4 Database

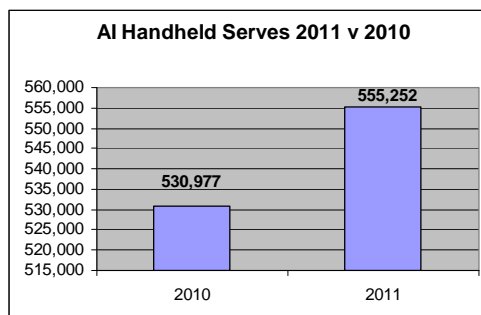


- ✚ The stats above are compiled with the assistance of DAFF AIM systems.
- ✚ In the Suckler scheme, the number of 2010 born calves with meal introduced is 623,073 with the number of animals weaned at 558,528.
- ✚ A more efficient mechanism for the batching of suckler forms being distributed to farmers has now been completed.

- ✚ A number of updates continue to be made to the weight recording screens and outputs.
- ✚ Some revisions to the herd-book on-line functionality are now live. The particular focus is on the breakdown of the milk and fertility Eurostar figures.
- ✚ Work is on-going in building the systems that will support the up-coming national BVD eradication programme.
- ✚ Some further work on the screens to support the transfer of genotypes to and from the ICBF database is on-going.
- ✚ Next week, the work begins on a major upgrade to one of the key software platforms used at ICBF. The tool used to generate our farmer forms and reports, (Streamserve), will undergo a major upgrade over the coming months.
- ✚ The graph below compares the AI technician activity on dairy cows in 2011 vs. 2010 by breed of bull used.

AI Technician Handheld Data - Number of First Serves on Dairy Cows					
Breed of Bull	2011	% Use	2010	% Use	% Change 2011v2010
HO	208784	65.4%	196541	65.9%	6.2%
FR	50511	15.8%	49851	16.7%	1.3%
AA	14452	4.5%	11638	3.9%	24.2%
BB	13056	4.1%	10304	3.5%	26.7%
JE	12665	4.0%	12277	4.1%	3.2%
HE	5892	1.8%	4164	1.4%	41.5%
LM	4253	1.3%	3296	1.1%	29.0%
NR	2436	0.8%	2936	1.0%	-17.0%
AY	1717	0.5%	1272	0.4%	35.0%
MO	1648	0.5%	1795	0.6%	-8.2%
CH	1201	0.4%	1029	0.3%	16.7%
SI	935	0.3%	784	0.3%	19.3%
MY	656	0.2%	403	0.1%	62.8%
Other	972	0.3%	2042	0.7%	-52.4%
Total	319178		298332		7.0%
Note: Data from Jan 1st to Jul 12th in each year.					

- ✚ The graph below shows Inseminations recorded on AI Handhelds in 2011 compared with 2010.



5 Genetic Evaluations

- ✚ Extracts for the August routine evaluation are nearing completion.
- ✚ Routine evaluations will commence over the weekend.
- ✚ Work continues on the development of new maternal weaning weight and beef fertility traits.

6 Milk Recording

National Milk Recording Statistics - Herds, Cows & EDIY 15/07/11						
Milk Recording Organisation	Total Herds Recorded YTD 15/07/11	No. EDIY Herds YTD 15/07/11	% Herds EDIY	Total No. Cows Recorded YTD 15/07/11	No. EDIY Cows YTD 15/07/11	% Cows EDIY
Munster	3,653	1,034	28%	295,059	92,153	31%
Progressive	2,345	881	38%	206,267	77,434	38%
Tipperary	144	64	44%	12,844	6,142	48%
Total	6,142	1,979	32%	514,170	175,729	34%

Recorded Cows by Milk Recording Organisation - Year on Year Comparison			
Milk Recording Organisation	YTD 2010 Cows Recorded 01/01/10 - 15/07/10	YTD 2011 Cows Recorded 01/01/11 - 15/07/11	2011 vs. 2010 Year on Year Difference (%)
Munster	269,290	295,059	8.7%
Progressive	182,971	206,267	11.3%
Tipperary	11,234	12,844	12.5%
Total	463,495	514,170	9.9%

National Milk Recording Averages by Province - 10 day Period 05/07/11 to 15/07/11								
Provincial	No. Herds Recorded	No. Cows Recorded	Average Herd Size	Average 24hr Milk kg/Cow	Average Fat %	Average Protein %	Average F + P kg	Average SCC
Munster	952	72,518	76	23.7	3.79	3.42	1.70	275
Leinster	309	25,625	83	24.0	3.68	3.36	1.69	244
Connacht	78	5,206	67	26.6	3.58	3.25	1.82	302
Ulster	57	3,254	57	25.5	3.66	3.31	1.77	270

National Milk Recording Results by County - 10 day Period 05/07/11 to 15/07/11

	No. Herds Recorded	No. Cows Recorded	Average Herd Size	Average 24hr Milk kg/Cow	Average Fat %	Average Protein %	Average F + P kg	Average SCC
CARLOW	15	1,223	82	25.6	3.66	3.32	1.79	253
CAVAN	28	1,420	51	27.8	3.52	3.25	1.88	246
CLARE	36	2,164	60	23.2	3.78	3.42	1.67	246
CORK STH	278	20,172	73	23.7	3.88	3.43	1.73	232
CORK NTH	244	18,805	77	24.9	3.77	3.46	1.80	256
DONEGAL	7	572	82	22.1	4.03	3.42	1.65	330
DUBLIN	1	50	50	22.7	3.47	3.49	1.58	96
GALWAY	47	3,503	75	23.9	3.71	3.34	1.68	278
KERRY	108	7,664	71	25.7	3.69	3.35	1.81	341
KILDARE	18	1,536	85	24.8	3.87	3.33	1.79	318
KILKENNY	50	4,363	87	22.8	3.75	3.40	1.63	221
LAOIS	36	2,872	80	23.6	3.69	3.36	1.66	250
LEITRIM	4	170	43	27.1	3.75	3.29	1.91	130
LIMERICK	121	9,215	76	24.7	3.69	3.37	1.74	275
LONGFORD	5	337	67	23.2	3.94	3.48	1.72	209
LOUTH	10	821	82	23.8	3.56	3.32	1.64	279
MAYO	15	885	59	29.4	3.19	3.12	1.86	379
MEATH	41	4,201	102	22.5	3.60	3.27	1.55	262
MONAGHAN	22	1,262	57	26.5	3.42	3.25	1.77	234
OFFALY	20	1,303	65	24.3	3.68	3.35	1.71	248
ROSCOMMON	3	221	74	24.3	3.66	3.19	1.66	464
SLIGO	9	427	47	28.4	3.58	3.30	1.95	258
TIPPERARY NTH	38	2,989	79	22.1	3.86	3.45	1.62	399
TIPPERARY STH	65	6,027	93	22.7	3.82	3.41	1.64	248
WATERFORD	62	5,482	88	22.2	3.85	3.44	1.62	204
WESTMEATH	17	1,446	85	25.7	3.84	3.30	1.83	206
WEXFORD	65	5,087	78	24.7	3.78	3.42	1.78	222
WICKLOW E	14	1,035	74	23.3	3.66	3.32	1.63	268
WICKLOW W	17	1,351	79	24.4	3.65	3.26	1.69	342
	No. Herds Recorded	No. Cows Recorded	Average Herd Size	Average 24hr Milk kg/Cow	Average Fat %	Average Protein %	Average F + P kg	Average SCC
National	1,396	106,603	73	24.5	3.70	3.35	1.73	265

Brian Wickham (PhD) Chief Executive, ICBF & Sheep Ireland, Highfield House, Shinagh, Bandon Co. Cork., Phone: +353 238 820 222, Mobile: +353 86 826 9911, Email bwickham@icbf.com.

Registered Office: Irish Cattle Breeding Federation Society Ltd trading as "ICBF", Highfield House, Shinagh, Bandon, Co Cork. Registered Dublin, Ireland. Registration Number 4914R, Industrial and Provident Societies Acts, 1893 to 1978. Web: www.icbf.com.

Registered Office: Sheep Database Ltd trading as "Sheep Ireland". Highfield House, Shinagh, Bandon, Co Cork. Registered Dublin, Ireland. Registration Number 465004, Companies Acts 1963 to 2006. Web: www.sheep.ie.