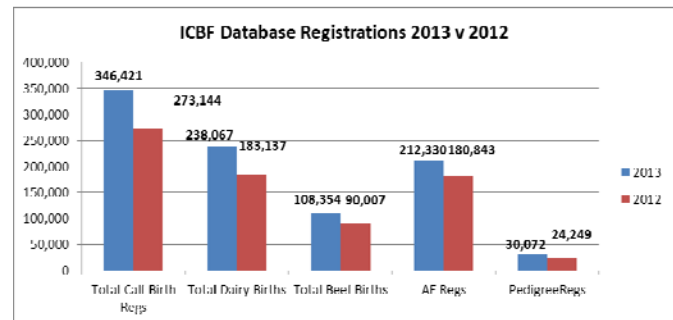
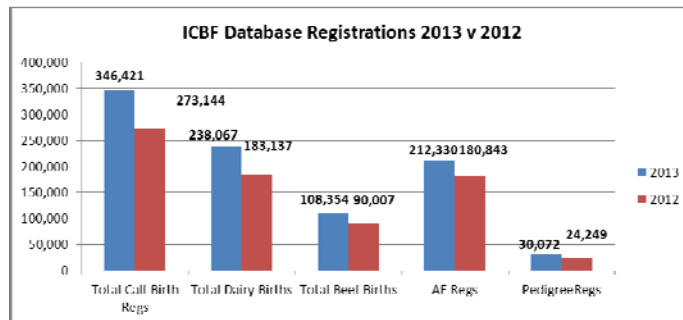


## ICBF Weekly Update 15<sup>th</sup> February 2013

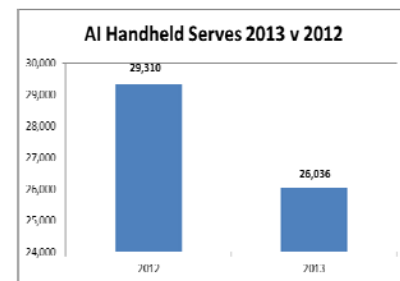
### 1 Important Dates

- ✚ **ICBF Audit & Finance Sub Committee meeting** – Thursday 14<sup>th</sup> March, 10:00 to 14:00, Horse & Jockey.
- ✚ **ICBF Board Meeting** – Thursday 28<sup>th</sup> March, 10:30 to 14:00, Maldron Hotel, Portlaoise.
- ✚ **Sheep Ireland Board Meeting** – Thursday 28<sup>th</sup> March, at 14:00, Maldron Hotel, Portlaoise.

### 2 Database

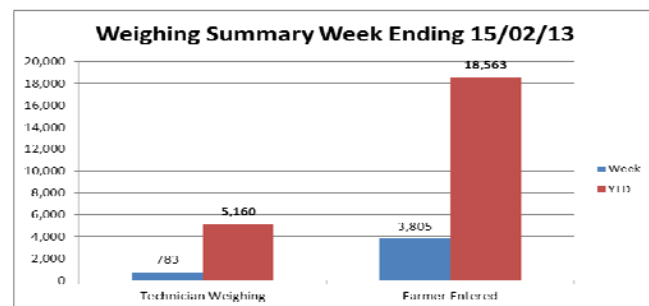


- ✚ The stats above are compiled with the assistance of DAFM AIM systems.
- ✚ In the Suckler scheme, the number of 2012 born calves with meal introduced is 581,285 with the number of animals weaned at 502,067.
- ✚ BVD test results continue to be received at ICBF and are being processed accordingly. There have been 300,000 results received since January 1<sup>st</sup>, of which 100,000 have come in the last 7 days.



- ✚ The graph shows Inseminations recorded on AI Handhelds in 2013 compared with 2012.

- ✚ This week there were 783 weights received through the technician service and 3,805 weights recorded by farmers. The graph shows the week and year to date totals.

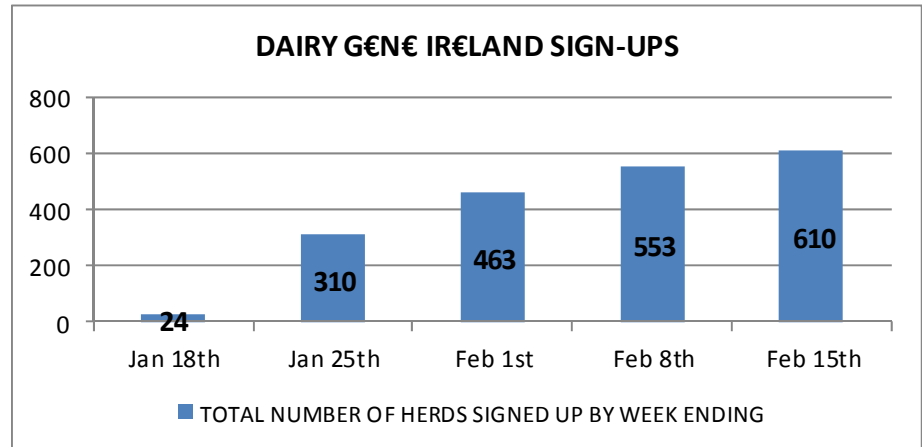


### 3 HerdPlus®

- ✚ Meeting took place this week with private BTAP facilitators in Carrick-on-Shannon.
- ✚ Presentations are now available on DAFM website.
- ✚ Dairy Cow Reports are ready for packing and will be posted early next week.
- ✚ Testing on Euro-Star reports is on-going.
- ✚ All Co-Op performance reports have now been posted.

#### 4 GENEIRELAND® - Dairy

- ✚ Herds continue to be signed up by post and phone.
- ✚ 610 herds to date are taking a total of 21,434 straws. Friesian 1,866, Holstein Friesian 16,736 and Jersey packs 2,832 straws.
- ✚ Semen deliveries to Munster AI have commenced. Allocations will start as soon as 5 bulls are available.
- ✚ The average EBI of the Holstein-Friesian panel is €275.
- ✚ To order call 1850 600 900.



#### 5 Milk Recording

National Milk Recording Statistics - Herds, Cows & EDIY 15/02/13						
Milk Recording Organisation	Total Herds Recorded YTD 15/02/13	No. EDIY Herds YTD 15/02/13	% Herds EDIY	Total No. Cows Recorded YTD 15/02/13	No. EDIY Cows YTD 15/02/13	% Cows EDIY
Munster	498	16	3%	27,380	1,103	4%
Progressive	858	141	16%	52,179	9,075	17%
Tipperary	5	1	20%	279	33	12%
<b>Total</b>	<b>1,361</b>	<b>158</b>	<b>12%</b>	<b>79,838</b>	<b>10,211</b>	<b>13%</b>

Recorded Cows by Milk Recording Organisation - Year on Year Comparison			
Milk Recording Organisation	YTD 2012 Cows Recorded 01/01/12 - 15/02/12	YTD 2013 Cows Recorded 01/01/13 - 15/02/13	2013 vs. 2012 Year on Year Difference (%)
Munster	27,757	27,380	-1.4%
Progressive	51,347	52,179	1.6%
Tipperary	335	279	-20.1%
<b>Total</b>	<b>79,439</b>	<b>79,838</b>	<b>0.5%</b>

Please see milk recoding stats attached

Sean Coughlan Chief Executive, ICBF & Sheep Ireland, Highfield House, Shinagh, Bandon Co. Cork., Phone: +353 238 820 222, Mobile: +353 872903121, Email [scoughlan@icbf.com](mailto:scoughlan@icbf.com).

Registered Office: Irish Cattle Breeding Federation Society Ltd trading as "ICBF", Highfield House, Shinagh, Bandon, Co Cork. Registered Dublin, Ireland. Registration Number 4914R, Industrial and Provident Societies Acts, 1893 to 1978. Web: [www.icbf.com](http://www.icbf.com).

Registered Office: Sheep Database Ltd trading as "Sheep Ireland", Highfield House, Shinagh, Bandon, Co Cork. Registered Dublin, Ireland. Registration Number 465004, Companies Acts 1963 to 2006. Web: [www.sheep.ie](http://www.sheep.ie).

## National Milk Recording Results for the 10 day period, 06-FEB-2013 To 15-FEB-2013

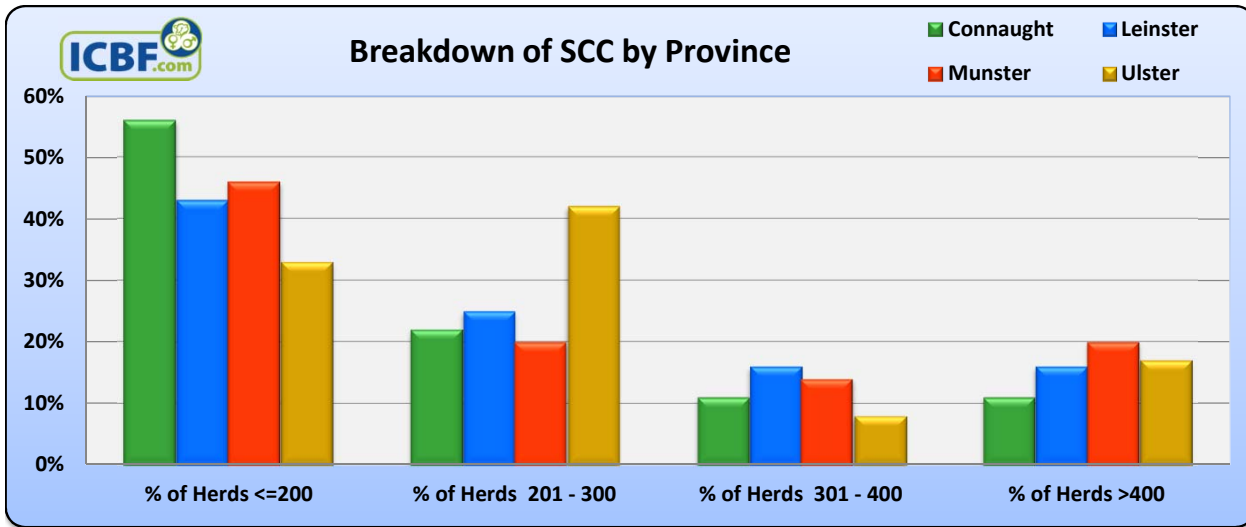
ICBF.com	No. Herds Recorded	No. Cows Recorded	Avg Herd Size	Avg Milk kg/Cow	Average Fat %	Average Protein %	Average F+P kg	Average SCC*
Connaught	9	356	40	20.9	4.02	3.26	1.53	225
Leinster	80	4,606	58	21.7	4.10	3.26	1.59	225
Munster	186	9,728	52	23.4	4.14	3.28	1.73	220
Ulster	12	634	53	26.7	3.77	3.24	1.87	240
<b>National Statistics</b>	<b>287</b>	<b>15,324</b>	<b>53</b>	<b>23.0</b>	<b>4.11</b>	<b>3.27</b>	<b>1.69</b>	<b>223</b>

\* Geometric Mean Herd SCC

## SCC Distribution for the 10 day period, 06-FEB-2013 To 15-FEB-2013

ICBF.com	No. Herds Recorded	No. Cows Recorded	Avg Herd Size	% of Herds <=200	% of Herds 201 - 300	% of Herds 301 - 400	% of Herds >400	Average SCC*
Connaught	9	356	40	56%	22%	11%	11%	225
Leinster	80	4,606	58	43%	25%	16%	16%	225
Munster	186	9,728	52	46%	20%	14%	20%	220
Ulster	12	634	53	33%	42%	8%	17%	240
<b>National Statistics</b>	<b>287</b>	<b>15,324</b>	<b>53</b>	<b>45%</b>	<b>23%</b>	<b>14%</b>	<b>18%</b>	<b>223</b>

\* Geometric Mean Herd SCC



% Herd Breakdown for the 10 day period, 06-FEB-2013 To 15-FEB-2013								
ICBF.com	No. Herds Recorded	No. Cows Recorded	Avg Herd Size	Best 20% SCC	Best 40% SCC	Average SCC**	Worst 40% SCC	Worst 20% SCC
Connaught	9	356	40	170	180	194	243	284
Leinster	80	4,606	58	128	185	239	276	372
Munster	186	9,728	52	128	186	222	283	399
Ulster	12	634	53	128	226	246	264	372
<b>National Statistics</b>	<b>287</b>	<b>15,324</b>	<b>53</b>	<b>128</b>	<b>187</b>	<b>232</b>	<b>275</b>	<b>393</b>

\*\* Percentile Herd SCC Rank (Median SCC)

