

1. Important Dates

✚ **ICBF** - Thursday 27th May at the Maldron Hotel, Portlaoise:

10:00 – 12:30 Board Meeting
12:30 – 13:30 AGM
13:30 – 14:30 Buffet Lunch

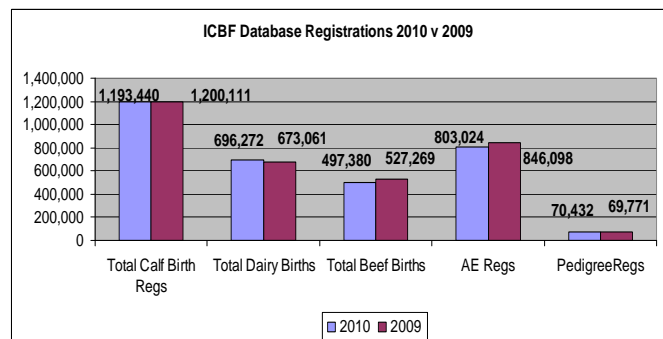
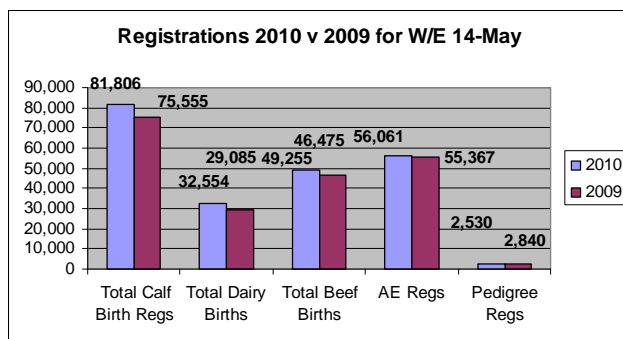
✚ **Sheep Ireland** – Thursday 27th May at the Maldron Hotel, Portlaoise:

13:00 - 14:00 Buffet Lunch
14:00 - 15:30 Meeting with Flock Books - Election and Sheep Ireland progress report.
15:30 - 15:45 AGM – Open to Directors only
15:45 - 17:00 Interim Sheep Board meeting.

✚ **ICAR and Interbull Meetings**, Riga Latvia 31st May to 4th June. Further details - www.icar2010.lv.

✚ **Sheep 2010, Lyons Estate, UCD** – Saturday 26th June. This is a major day for the Irish Sheep industry.

2. Database



✚ The stats above are compiled with the assistance of DAFF AIM systems.

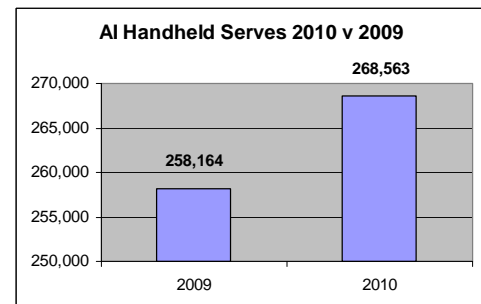
✚ In the Suckler scheme, the number of 2009 born calves with meal introduced is 629,131 with the number of animals weaned at 558,978.

✚ The usage of the new VET infrastructure is continuing to pick up. All Vets who were already using the ICBF system have been migrated to the new infrastructure. Any Vets wishing to begin interacting with the AHI/ICBF system can register at <http://www.animalhealthireland.ie/registerpage.php>.

✚ The development of a new classification report for IHFA is on-going.

✚ Updates to the Grow report (beef linear scoring) to include the sending of genetic evaluations are complete. The first of the new reports went out this week and we are awaiting feedback.

✚ The graph shows Inseminations recorded on AI Handhelds in 2010 compared with 2009.



3. Genetic Evaluations

- ✚ A conference call was held with ASG team in Lelystad (Netherlands) to discuss various current research projects.
- ✚ Research is ongoing on incorporating foreign EBV's into the domestic beef evaluations.
- ✚ Work on maternal weaning weight evaluations is ongoing.

4. Milk Recording

National Milk Recording Results by County - 10 day Period 04/05/10 to 14/05/10								
	No. Herds Recorded	No. Cows Recorded	Average Herd Size	Average 24hr Milk kg/Cow	Average Fat %	Average Protein %	Average F + P kg	Average SCC
CARLOW	8	491	61	28.8	3.80	3.41	2.08	463
CAVAN	32	1,472	46	29.6	3.55	3.25	2.01	272
CLARE	34	1,919	56	27.4	3.64	3.37	1.92	291
CORK STH	246	17,277	70	28.2	3.59	3.35	1.96	286
CORK NTH	238	16,481	69	28.0	3.63	3.41	1.97	239
DONEGAL	16	1,383	86	27.3	4.22	3.32	2.06	233
DUBLIN	4	195	49	30.7	3.02	3.49	2.00	218
GALWAY	33	2,280	69	27.1	3.71	3.33	1.91	339
KERRY	134	8,382	63	29.8	3.57	3.29	2.04	299
KILDARE	12	891	74	27.4	3.40	3.27	1.83	409
KILKENNY	53	4,276	81	25.0	3.46	3.32	1.70	265
LAOIS	41	3,033	74	23.0	3.68	3.31	1.61	390
LEITRIM	4	211	53	20.2	4.17	3.20	1.49	406
LIMERICK	129	9,160	71	27.4	3.52	3.34	1.88	279
LONGFORD	8	416	52	30.5	3.24	3.08	1.93	262
LOUTH	15	1,173	78	27.2	3.14	3.10	1.70	469
MAYO	12	553	46	28.4	3.30	3.49	1.93	355
MEATH	46	4,096	89	26.2	3.77	3.27	1.84	281
MONAGHAN	30	1,347	45	30.0	3.52	3.22	2.02	304
OFFALY	21	1,367	65	27.8	3.46	3.32	1.88	312
ROSCOMMON	1	47	47	35.3	3.56	3.45	2.47	598
SLIGO	7	301	43	29.0	3.21	3.40	1.92	247
TIPPERARY NTH	57	4,586	80	25.9	3.81	3.38	1.86	302
TIPPERARY STH	79	6,249	79	24.7	3.74	3.35	1.75	231
WATERFORD	47	4,540	97	27.2	3.81	3.37	1.95	215
WESTMEATH	20	1,509	75	27.3	3.76	3.17	1.89	341
WEXFORD	55	3,579	65	27.3	3.43	3.32	1.84	296
WICKLOW E	11	876	80	24.9	3.09	3.27	1.58	383
WICKLOW W	16	1,325	83	26.0	3.95	3.30	1.89	433
	No. Herds Recorded	No. Cows Recorded	Average Herd Size	Average 24hr Milk kg/Cow	Average Fat %	Average Protein %	Average F + P kg	Average SCC
National	1,409	99,415	67	27.5	3.58	3.32	1.90	325

National Milk Recording Averages by Province - 10 day Period 04/05/10 to 14/05/10								
Provincial	No. Herds Recorded	No. Cows Recorded	Average Herd Size	Average 24hr Milk kg/Cow	Average Fat %	Average Protein %	Average F + P kg	Average SCC
Munster	964	68,594	71	27.3	3.66	3.36	1.92	268
Leinster	310	23,227	75	27.1	3.48	3.28	1.83	348
Connacht	57	3,392	60	28.0	3.59	3.37	1.95	389
Ulster	78	4,202	54	29.0	3.76	3.26	2.04	270

National Milk Recording Statistics - Herds, Cows & EDIY 14/05/10						
Milk Recording Organisation	Total Herds Recorded YTD 14/05/10	No. EDIY Herds YTD 14/05/10	% Herds EDIY	Total No. Cows Recorded YTD 14/05/10	No. EDIY Cows YTD 14/05/10	% Cows EDIY
Munster	3,346	876	26%	223,814	63,965	29%
Progressive	1,795	594	33%	137,646	44,877	33%
Tipperary	114	46	40%	8,740	4,104	47%
Connacht	122	41	34%	7,009	2,321	33%
Total	5,377	1,557	29%	377,209	115,267	31%

Recorded Cows by Milk Recording Organisation - Year on Year Comparison			
Milk Recording Organisation	YTD 2009 Cows Recorded 01/01/09 - 14/05/09	YTD 2010 Cows Recorded 01/01/10 - 14/05/10	2010 vs 2009 Year on Year Difference (%)
Munster	201,980	223,814	9.8%
Progressive	140,031	137,646	-1.7%
Tipperary	8,046	8,740	7.9%
Connacht	5,715	7,009	18.5%
Total	355,772	377,209	5.7%

Brian Wickham (PhD) Chief Executive, ICBF & Sheep Ireland, Highfield House, Shinagh, Bandon Co. Cork., Phone: +353 238 820 222, Mobile: +353 86 826 9911, Email bwickham@icbf.com.

Registered Office: Irish Cattle Breeding Federation Society Ltd trading as "ICBF", Highfield House, Shinagh, Bandon, Co Cork. Registered Dublin, Ireland. Registration Number 4914R, Industrial and Provident Societies Acts, 1893 to 1978. Web: www.icbf.com.

Registered Office: Sheep Database Ltd trading as "Sheep Ireland". Highfield House, Shinagh, Bandon, Co Cork. Registered Dublin, Ireland. Registration Number 465004, Companies Acts 1963 to 2006. Web: www.sheep.ie.