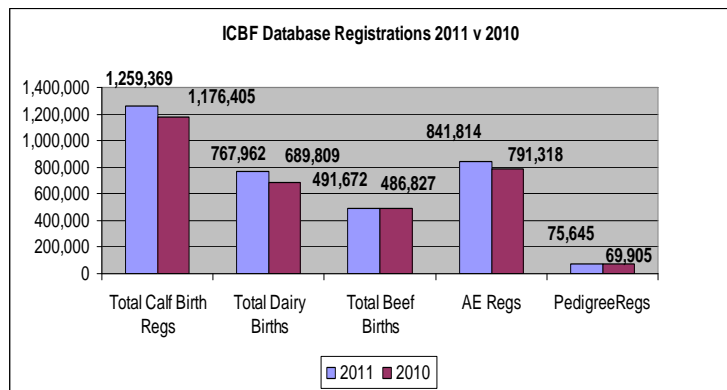
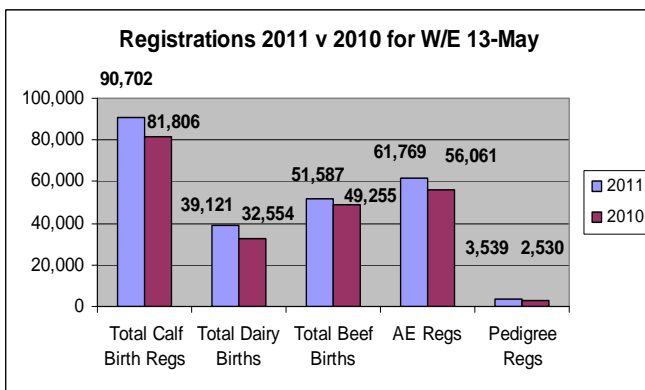


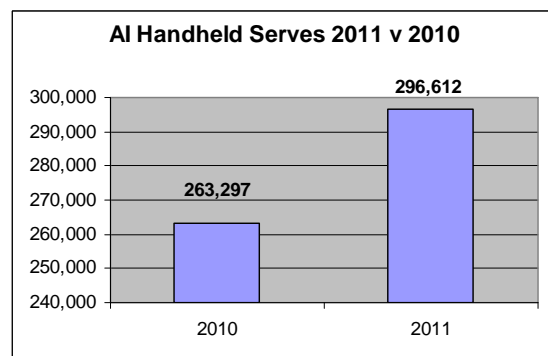
1 Important Dates

- ✚ **Audit & Finance Sub-Committee Meeting** – Thursday 30th June, 10:00 to 10:30 – Maldron Hotel, Portlaoise.
- ✚ **ICBF Board Meeting** – Thursday 30th June, 10:30 to 13:00 – Maldron Hotel, Portlaoise.
- ✚ **Sheep Ireland Board Meeting** – Thursday 30th June, 14:00 to 16:30 – Maldron Hotel, Portlaoise.

2 Database



- ✚ The stats above are compiled with the assistance of DAFF AIM systems.
- ✚ In the Suckler scheme, the number of 2010 born calves with meal introduced is 599,104 with the number of animals weaned at 525,145.
- ✚ Work on the Farm Relief Services (FRS) project continued this week. The project will involve hoof-care operators using handhelds to record the visit data and farmers will subsequently receive reports generated from the ICBF database.
- ✚ 'Sire Error' reports from the spring calving season have been sent out this week, and will continue to go out over the next week.
- ✚ The first of the fertility report batches were generated this week.
- ✚ Work is on-going in establishing electronic links to the commercial animal health laboratories. The first meeting of the BVD implementation group will take place next week.
- ✚ Further refinements to the process of loading genotypes to the database are underway with a view to streamlining the process further.
- ✚ Developments to support the on-going data capture aspects of the Dairy Efficiency Programme (DEP) are on-going. The focus has now switched to the developments around the capture of health events.



- ✚ The graph shows Inseminations recorded on AI Handhelds in 2011 compared with 2010.

3 Milk Recording

National Milk Recording Results by County - 10 day Period 03/05/11 to 13/05/11								
	No. Herds Recorded	No. Cows Recorded	Average Herd Size	Average 24hr Milk kg/Cow	Average Fat %	Average Protein %	Average F + P kg	Average SCC
CARLOW	17	1,283	75	28.3	3.49	3.26	1.91	210
CAVAN	36	1,948	54	27.6	3.71	3.31	1.94	330
CLARE	41	2,483	61	28.5	3.61	3.34	1.98	231
CORK STH	285	19,673	69	27.4	3.81	3.39	1.97	232
CORK NTH	243	16,492	68	28.3	3.80	3.40	2.04	233
DONEGAL	16	1,284	80	27.9	3.86	3.29	1.99	214
DUBLIN	3	141	47	30.7	3.34	3.38	2.06	368
GALWAY	23	1,606	70	26.9	3.70	3.27	1.87	358
KERRY	124	7,527	61	28.5	3.65	3.30	1.98	313
KILDARE	25	2,228	89	30.0	3.43	3.30	2.02	299
KILKENNY	57	4,813	84	26.4	3.69	3.32	1.85	244
LAOIS	31	2,614	84	26.1	3.77	3.33	1.85	277
LEITRIM	7	333	48	29.4	3.69	3.33	2.06	287
LIMERICK	112	8,059	72	28.7	3.66	3.37	2.02	254
LONGFORD	14	791	57	27.1	3.54	3.22	1.83	190
LOUTH	15	1,621	108	31.2	3.53	3.33	2.14	315
MAYO	35	2,114	60	29.0	3.33	3.35	1.94	313
MEATH	58	5,560	96	27.2	3.62	3.33	1.89	289
MONAGHAN	39	1,821	47	29.7	3.32	3.15	1.92	270
OFFALY	26	2,418	93	26.5	3.72	3.28	1.86	254
ROSCOMMON	2	91	46	26.3	3.62	3.45	1.86	513
SLIGO	15	791	53	28.5	3.39	3.34	1.92	401
TIPPERARY NTH	59	4,648	79	26.6	3.65	3.35	1.86	259
TIPPERARY STH	79	6,409	81	26.1	3.79	3.37	1.87	235
WATERFORD	66	6,420	97	26.9	4.06	3.39	2.00	222
WESTMEATH	21	1,579	75	27.4	3.49	3.38	1.88	257
WEXFORD	67	4,827	72	28.3	3.56	3.36	1.96	223
WICKLOW E	18	1,486	83	26.6	3.19	3.34	1.74	275
WICKLOW W	23	1,877	82	27.0	3.66	3.20	1.85	297
	No. Herds Recorded	No. Cows Recorded	Average Herd Size	Average 24hr Milk kg/Cow	Average Fat %	Average Protein %	Average F + P kg	Average SCC
National	1,557	112,937	72	27.9	3.61	3.33	1.93	281

National Milk Recording Averages by Province - 10 day Period 03/05/11 to 13/05/11								
Provincial	No. Herds Recorded	No. Cows Recorded	Average Herd Size	Average 24hr Milk kg/Cow	Average Fat %	Average Protein %	Average F + P kg	Average SCC
Munster	1009	71,711	71	27.6	3.75	3.36	1.97	247
Leinster	375	31,238	83	27.9	3.53	3.31	1.91	269
Connacht	82	4,935	60	28.0	3.55	3.35	1.93	374
Ulster	91	5,053	56	28.4	3.63	3.25	1.95	271

National Milk Recording Statistics - Herds, Cows & EDIY 13/05/11						
Milk Recording Organisation	Total Herds Recorded YTD 13/05/11	No. EDIY Herds YTD 13/05/11	% Herds EDIY	Total No. Cows Recorded YTD 13/05/11	No. EDIY Cows YTD 13/05/11	% Cows EDIY
Munster	3,553	921	26%	243,257	70,485	29%
Progressive	2,131	721	34%	166,711	55,561	33%
Tipperary	121	48	40%	9,695	4,406	45%
Total	5,805	1,690	29%	419,663	130,452	31%

Recorded Cows by Milk Recording Organisation - Year on Year Comparison			
Milk Recording Organisation	YTD 2010 Cows Recorded 01/01/10 - 13/05/10	YTD 2011 Cows Recorded 01/01/11 - 13/05/11	2011 vs. 2010 Year on Year Difference (%)
Munster	218,480	243,257	10.2%
Progressive	140,485	166,711	15.7%
Tipperary	8,644	9,695	10.8%
Total	367,609	419,663	12.4%

* Connacht Gold Milk Recording outsourced to Progressive Genetics Spring 2011. Progressive Genetics statistics now includes Connacht Gold data.

4 Genetic Evaluations

- The monthly beef evaluation run for linear scored animals has been completed and updated indexes have been loaded to the database for the relevant animals.
- Current research being undertaken includes work on Test day models (dairy), male fertility evaluations, female fertility (dairy and beef) and carcass digital image evaluations.

Brian Wickham (PhD) Chief Executive, ICBF & Sheep Ireland, Highfield House, Shinagh, Bandon Co. Cork., Phone: +353 238 820 222, Mobile: +353 86 826 9911, Email bwickham@icbf.com.

Registered Office: Irish Cattle Breeding Federation Society Ltd trading as "ICBF", Highfield House, Shinagh, Bandon, Co Cork. Registered Dublin, Ireland. Registration Number 4914R, Industrial and Provident Societies Acts, 1893 to 1978. Web: www.icbf.com.

Registered Office: Sheep Database Ltd trading as "Sheep Ireland". Highfield House, Shinagh, Bandon, Co Cork. Registered Dublin, Ireland. Registration Number 465004, Companies Acts 1963 to 2006. Web: www.sheep.ie.