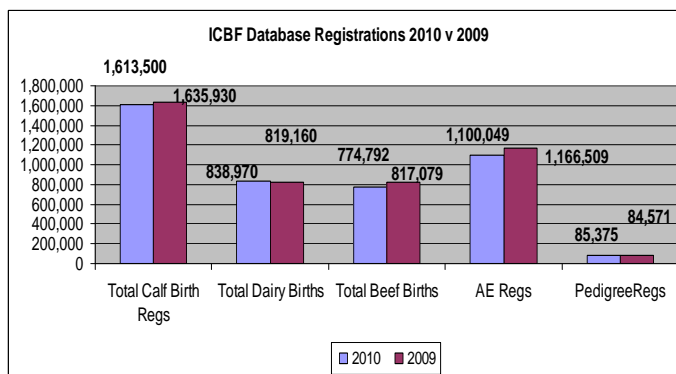
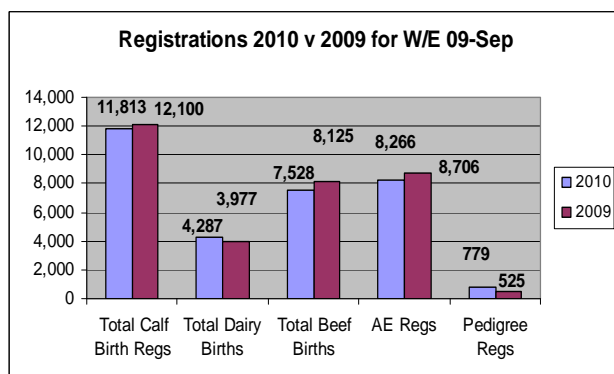


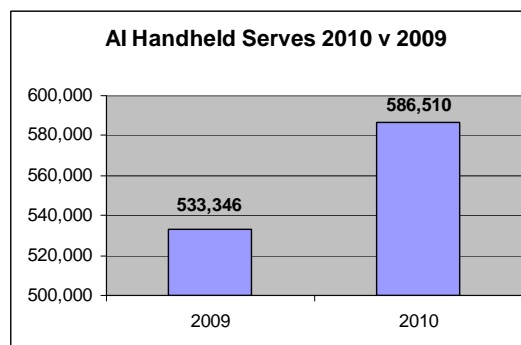
1. Important Dates

- ✚ **ICBF Board Meeting** – Thursday 16th September, 10:30 to 14:00 – Highfield House, Bandon.
- ✚ **Sheep Ireland Board Meeting** – Thursday 16th September, 13:00 to 17:00 – Highfield House, Bandon.
- ✚ **Tully Bull High Health Status Sale** Friday 8th October, ICBF Tully Central Performance Test Centre.

2. Database



- ✚ The stats above are compiled with the assistance of DAFF AIM systems.
- ✚ In the Suckler scheme, the number of 2010 born calves with meal introduced is 228,376 with the number of animals weaned at 24,915.
- ✚ Work is continuing on the design of the new catalogue service for both beef and dairy animals.
- ✚ Vets wishing to begin interacting with the AHI/ICBF system can register at <http://www.animalhealthireland.ie/registerpage.php>.
- ✚ The Dairy Replacements discussion group report has been completed and will be live next week.
- ✚ A development update to the Beef Slaughter report will begin next week.
- ✚ The initial design of a new infrastructure to manage genotypes at ICBF is well under way.
- ✚ The migration of the Teagasc advisor application to a new infrastructure should be completed next week. This will standardise how Teagasc, Vets, private consultants, etc access the ICBF database.
- ✚ The new 2009/2010 Beef Calving reports are available this week.
- ✚ Work on a new infrastructure for communicating with marts is on-going, with a view to getting the data flows on a more efficient and effective basis.
- ✚ The graph shows Inseminations recorded on AI Handhelds in 2010 compared with 2009.



3. Crookstown and Damer Discussion Groups host EBI€100 Open Days

- ✚ Over 2000 farmers attended this weeks EBI€100 Discussion Group Open days, which were held on the farms of Liam Leahy, Cookstown, Co. Cork (on behalf of the Crookstown group) and Pdraig Hyland, Ballacolla, Co. Laois (on behalf of the Damer group). Both groups were joint winners of this EBI€100 competition.

- ✚ The objective of the competition is to identify the farmers and groups that are using cattle breeding to maximise profit on their farms. Over 70 groups entered the competition, with the winning groups selected on key parameters such as; (i) herd EBI, (ii) young-stock EBI, (iii) number of AI-bred dairy replacements, (iv) milk solids output/hectare, (v) herd fertility and (vi) farm profit (based on Teagasc profit monitor data).
- ✚ It is now almost 10 years since the EBI was first introduced and one of the stands that generated most interest at both events was a comparison of the top 20% and bottom 20% EBI cows on the Damer and Crookstown farms. The analysis was based on cows calving on these farms between 2004 and 2007, with comparisons based on milk solids and fertility performance over the first 3 lactations. On both sets of farms, the high EBI cows outperformed the low EBI cows by on average 70kg F+P per lactation, 20 days calving interval and 30% survival to 4th lactation. This is a compelling endorsement of EBI as it is based on almost 3000 records from 34 commercial dairy farms. If anyone had any doubts about the benefits of selecting on the basis of EBI, they were quickly dispelled on the day! A more complete analysis of the data is attached with this update (for the Crookstown Group – and will be in the publications section of www.icbf.com for the Damer group on Monday. Photographs of both winning groups are below.
- ✚ On behalf of ICBF, we would like to compliment both groups and their advisors on organising excellent events that were enjoyable, informative and highly rewarding for all that attended. Well done to all involved.



Damer Group



Crookstown Group

4. Milk Recording

National Milk Recording Results by County - 10 day Period 31/08/10 to 10/09/10

	No. Herds Recorded	No. Cows Recorded	Average Herd Size	Average 24hr Milk kg/Cow	Average Fat %	Average Protein %	Average F + P kg	Average SCC
CARLOW	8	514	64	21.1	4.23	3.49	1.63	336
CAVAN	39	2,099	54	20.7	3.85	3.50	1.52	288
CLARE	28	1,422	51	21.6	3.82	3.51	1.58	247
CORK STH	303	20,116	66	19.5	4.02	3.51	1.47	291
CORK NTH	257	18,393	72	20.5	4.10	3.65	1.59	264
DONEGAL	12	1,081	90	20.3	4.11	3.49	1.54	284
DUBLIN	4	399	100	19.5	3.96	3.51	1.46	285
GALWAY	27	1,695	63	21.1	3.93	3.57	1.58	297
KERRY	124	8,101	65	20.8	3.84	3.51	1.53	349
KILDARE	15	1,129	75	22.7	4.05	3.56	1.73	438

KILKENNY	45	3,672	82	17.7	3.98	3.63	1.35	287
LAOIS	25	2,162	86	18.4	4.14	3.57	1.42	283
LEITRIM	5	223	45	26.7	3.70	3.36	1.89	264
LIMERICK	116	8,402	72	21.2	3.82	3.55	1.56	281
LONGFORD	7	406	58	17.9	4.21	3.69	1.41	404
LOUTH	20	1,702	85	23.5	3.82	3.56	1.73	290
MAYO	24	1,351	56	23.5	3.29	3.58	1.61	338
MEATH	53	4,868	92	19.9	4.03	3.62	1.52	281
MONAGHAN	30	1,363	45	22.8	3.78	3.47	1.65	345
OFFALY	16	1,229	77	20.6	3.90	3.73	1.57	313
ROSCOMMON	3	234	78	26.7	3.96	3.35	1.95	312
SLIGO	7	329	47	19.8	3.83	3.65	1.48	247
TIPPERARY NTH	54	4,189	78	18.7	4.09	3.68	1.45	306
TIPPERARY STH	63	4,865	77	18.9	4.03	3.60	1.44	294
WATERFORD	66	6,502	99	19.0	4.20	3.63	1.49	236
WESTMEATH	26	1,746	67	21.6	3.75	3.28	1.52	335
WEXFORD	63	4,304	68	19.2	4.01	3.58	1.46	309
WICKLOW E	24	1,855	77	18.3	3.62	3.45	1.29	343
WICKLOW W	12	889	74	21.5	3.72	3.39	1.53	383
	No. Herds Recorded	No. Cows Recorded	Average Herd Size	Average 24hr Milk kg/Cow	Average Fat %	Average Protein %	Average F + P kg	Average SCC
National	1,476	105,240	71	20.8	3.92	3.54	1.55	308

National Milk Recording Averages by Province - 10 day Period 31/08/10 to 10/09/10

Provincial	No. Herds Recorded	No. Cows Recorded	Average Herd Size	Average 24hr Milk kg/Cow	Average Fat %	Average Protein %	Average F + P kg	Average SCC
Munster	1011	71,990	71	20.0	3.99	3.58	1.52	284
Leinster	318	24,875	78	20.1	3.94	3.54	1.51	330
Connacht	66	3,832	58	23.6	3.74	3.50	1.71	292
Ulster	81	4,543	56	21.3	3.91	3.49	1.57	306

National Milk Recording Statistics - Herds, Cows & EDIY 10/09/10

Milk Recording Organisation	Total Herds Recorded YTD 10/09/10	No. EDIY Herds YTD 10/09/10	% Herds EDIY	Total No. Cows Recorded YTD 10/09/10	No. EDIY Cows YTD 10/09/10	% Cows EDIY
Munster	3,557	998	28%	274,896	85,080	31%
Progressive	1,997	761	38%	174,351	66,130	38%
Tipperary	133	57	43%	11,882	5,732	48%
Connacht	150	59	39%	9,889	3,717	38%
Total	5,837	1,875	32%	471,018	160,659	34%

Recorded Cows by Milk Recording Organisation - Year on Year Comparison			
Milk Recording Organisation	YTD 2009 Cows Recorded 01/01/09 - 10/09/09	YTD 2010 Cows Recorded 01/01/10 - 10/09/10	2010 vs. 2009 Year on Year Difference (%)
Munster	255,446	274,896	7.1%
Progressive	174,770	174,351	-0.2%
Tipperary	11,082	11,882	6.7%
Connacht	9,518	9,889	3.8%
Total	450,816	471,018	4.3%

Brian Wickham (PhD) Chief Executive, ICBF & Sheep Ireland, Highfield House, Shinagh, Bandon Co. Cork., Phone: +353 238 820 222, Mobile: +353 86 826 9911, Email bwickham@icbf.com.

Registered Office: Irish Cattle Breeding Federation Society Ltd trading as "ICBF", Highfield House, Shinagh, Bandon, Co Cork. Registered Dublin, Ireland. Registration Number 4914R, Industrial and Provident Societies Acts, 1893 to 1978. Web: www.icbf.com.

Registered Office: Sheep Database Ltd trading as "Sheep Ireland". Highfield House, Shinagh, Bandon, Co Cork. Registered Dublin, Ireland. Registration Number 465004, Companies Acts 1963 to 2006. Web: www.sheep.ie.



IRISH CATTLE BREEDING FEDERATION

ICBF - Dairy Breeding Update.

**Crookstown Discussion Group Open
Day – EBI€100 Joint Winners.**

Andrew Cromie

8th September 2010

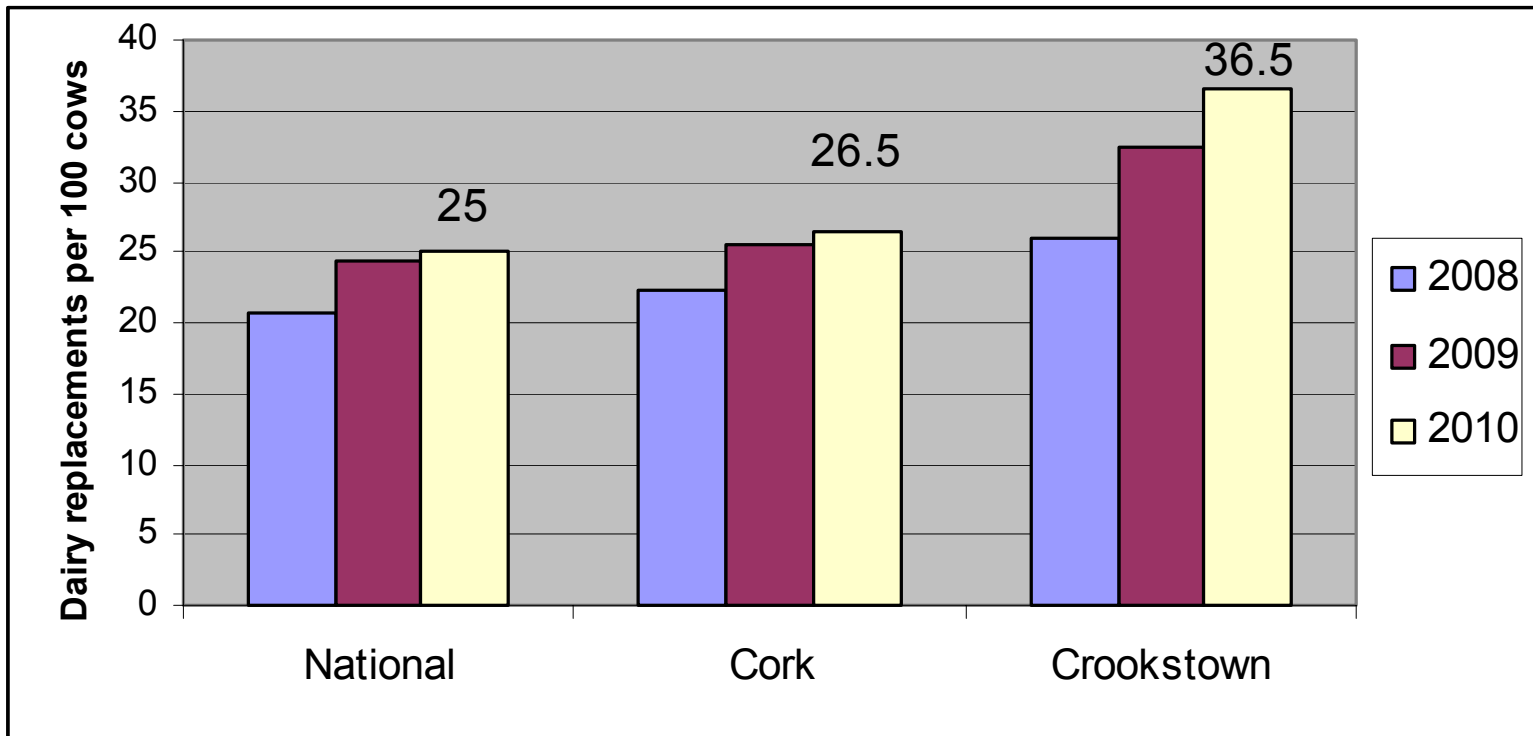


Quality of Replacements

	EBI - Top20%	EBI - Btm20%	Difference
EBI	€111	€7	€104
F+P kg	430	356	74
CI Days	383	407	24
Surv to 4th lact	83%	43%	40%

- EBI predicts €208 more profit per lact.
 - Data from Crookstown group indicates €500 more!
- Key advice - Select on EBI.
 - Group meeting.....Set priorities....Pick AI bulls.....Order semen....Allocate bulls to cows.....Process complete by 1st February.

Quantity of Replacements.



- Crookstown Group are returning 37 heifers per 100 cows, compared to 27 for Cork & 25 Nationally
- Capacity to grow cows numbers = 15% in 2011 & 2012, compared to 4% for Cork & 1.5% Nationally

New for 2010/2011

- Health Recording Reports.
 - Linked to DEP. Pilot by Crookstown group. Ave cows with MA = 11%, range from 5% to 22%.
- Co-op/ICBF performance reports.
 - West Cork, DG, Glanbia, Arrabawn, Wexford...
- Discussion Group Reports.
 - Dairy replacements, EBI€100 score-card, Target 2 year calving, Co-op performance.
- Genomics Service.
 - Hair sample = Genomic EBI with reliability of ~60% (equiv 10 dtr records).

EBI€100 Competition.

- Open to all Discussion Groups.
- Based on data recorded in ICBF & Teagasc systems. No extra work.
- County & National competition. Two categories; New groups & established groups.
- €45k sponsorship from ACC Bank, ~ 20 potential prize-winners.
- Closing date of 30 Oct, judging in Nov/Dec.
- *Don't miss this great opportunity to benchmark & improve your farm and group performance.*