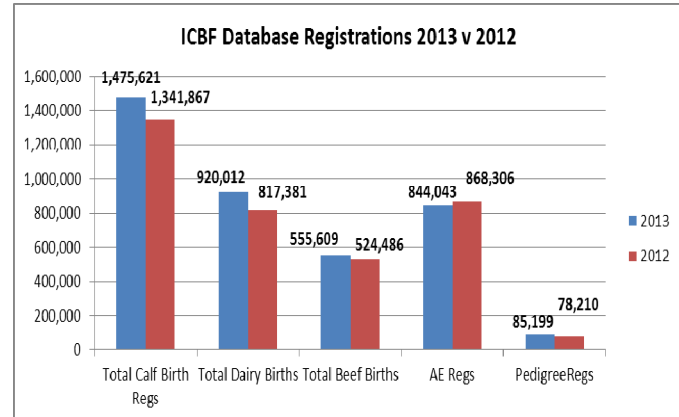
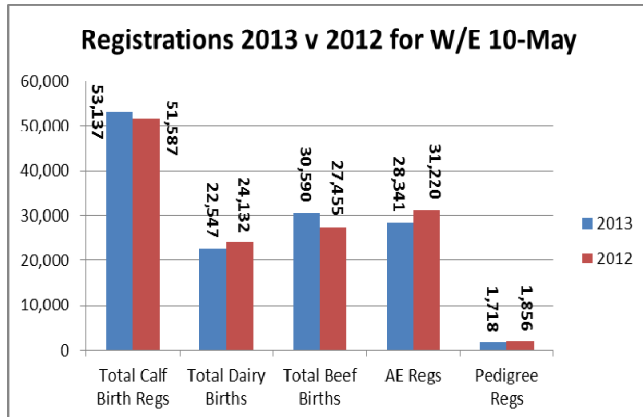


ICBF Weekly Update 10th May 2013

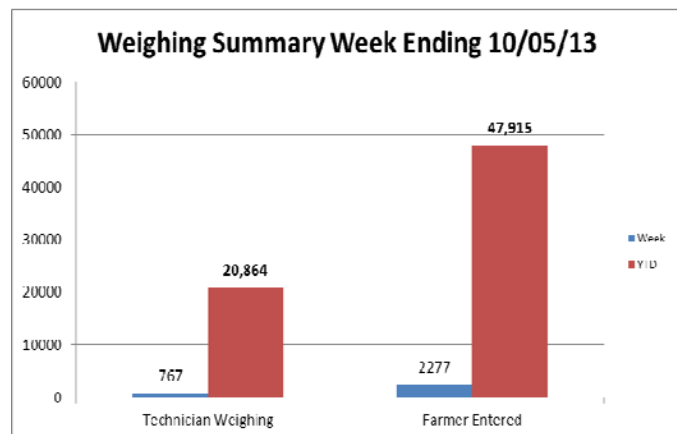
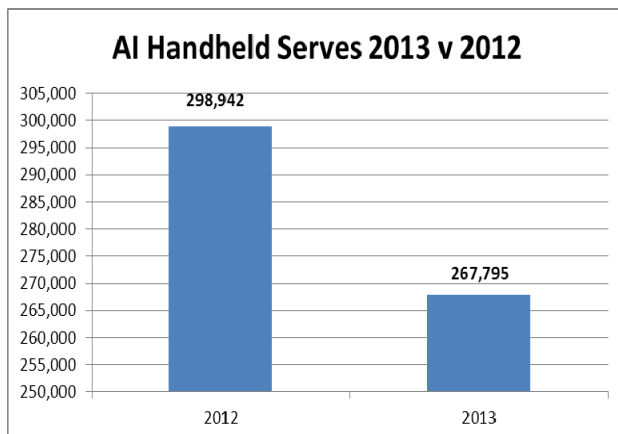
1 Important Dates

Sheep Ireland Board / AGM Meeting – Thursday 16th May, 12:00 to 15:00, Highfield House, Bandon.

2 Database



- ✚ The stats above are compiled with the assistance of DAFM AIM systems.
- ✚ In the Suckler scheme, the number of 2012 born calves with meal introduced is 624,045 with the number of animals weaned at 548,840.
- ✚ BVD test results continue to be received at ICBF and are being processed accordingly. There have been 1,475,000 results received since January 1st, of which 56,000 have come in the last 7 days. Since the beginning of the voluntary phase in 2012 1.96 million results have now been received.
- ✚ The graph below shows Inseminations recorded on AI Handhelds in 2013 compared with 2012.
- ✚ This week there were 767 weights received through the technician service and 2,277 weights recorded by farmers. The graph shows the week and year to date totals.



3 Sheep Ireland

- ✚ The numbers participating in flock performance recording with LambPlus has exceeded the 300 mark in 2013 (see table). This marks a continued growth in annual participation numbers since the scheme began in 2009. The continued challenge will be to educate Irish sheep farmers as to the benefits of using high genetic merit rams to produce lambs annually.
- ✚ The importance of concentrating on genetic improvement is all the more important when faced with challenging years such as the one sheep farmers are currently experiencing. Environmental conditions will vary from year to year, management ability will vary from farm to farm, but the genetic ability of individual animals cannot vary. If a farmer has poor genetics in his flock, then weather or management will never counteract this. However the information being provided by Sheep Ireland to farmers can.
- ✚ LambPlus breeders are reminded to return their flock data to Sheep Ireland as soon as possible. The sale season is approaching fast and we will be under pressure to provide evaluations for the respective breed society Premier Sales. Deadlines for the submission of data for the 2013 sale season will be circulated to breeders in the coming days.

Breed	No. Of Breeders
Texel	104
Suffolk	59
Charollais	50
Belclare	28
Vendeen	25
Beltex	9
Rouge	8
Other minor breeds	19
Total LambPlus Breeders	302

4 HerdPlus®

- ✚ Breeding charts have been posted to all dairy farmers by now.
- ✚ Signups for the Maternal Bull Breeder scheme are continuing to trickle in.
- ✚ There are now 125 herds signed up.
- ✚ EBI reports with April evaluations are now available online.
- ✚ Co-Op Reports for the first quarter have been sent out.
- ✚ Fertility reports can now be run online by dairy farmers.
- ✚ Dairy Calving Reports can also be run.
- ✚ The closing date for applications to participate in the new Beef Data Programme is next Wednesday 15th May.
- ✚ Farmers can apply by postal form or online through agfood.ie (calf registration site).
- ✚ ICBF encourages all suckler farmers to participate in this programme and in doing so, demonstrate the importance of data recording to the future of beef breeding.

5 Genetics Evaluations

- ✚ Results from an international (INTERBEEF) pilot weaning weight evaluation are being processed. The countries involved in this evaluation were France, UK, Ireland, Denmark, Sweden, Finland, Spain and the Czech Republic.
- ✚ The breeds involved were the Limousine and Charolais. Research on the calculation of crossbred information into international beef evaluations (INTERBEEF) is being conducted by ICBF. This research will be presented at the Interbeef working group in Aarhus, Denmark on 28th May.

6 Milk Recording

National Milk Recording Statistics - Herds, Cows & EDIY 10/05/13						
Milk Recording Organisation	Total Herds Recorded YTD 10/05/13	No. EDIY Herds YTD 10/05/13	% Herds EDIY	Total No. Cows Recorded YTD 10/05/13	No. EDIY Cows YTD 10/05/13	% Cows EDIY
Munster	3,226	815	25%	239,261	65,291	27%
Progressive	2,101	767	37%	175,063	65,104	37%
Tipperary	90	26	29%	7,156	2,329	33%
Total	5,417	1,608	30%	421,480	132,724	31%

Recorded Cows by Milk Recording Organisation - Year on Year Comparison			
Milk Recording Organisation	YTD 2012 Cows Recorded 01/01/12 - 10/05/12	YTD 2013 Cows Recorded 01/01/13 - 10/05/13	2013 vs. 2012 Year on Year Difference (%)
Munster	243,353	239,261	-1.7%
Progressive	172,643	175,063	1.4%
Tipperary	7,826	7,156	-9.4%
Total	423,822	421,480	-0.6%

Please see milk recording stats attached

Sean Coughlan Chief Executive, ICBF & Sheep Ireland, Highfield House, Shinagh, Bandon Co. Cork., Phone: +353 238 820 222, Mobile: +353 872903121, Email scoughlan@icbf.com,

Registered Office: Irish Cattle Breeding Federation Society Ltd trading as "ICBF", Highfield House, Shinagh, Bandon, Co Cork. Registered Dublin, Ireland. Registration Number 4914R, Industrial and Provident Societies Acts, 1893 to 1978. Web: www.icbf.com.

Registered Office: Sheep Database Ltd trading as "Sheep Ireland". Highfield House, Shinagh, Bandon, Co Cork. Registered Dublin, Ireland. Registration Number 465004, Companies Acts 1963 to 2006. Web: www.sheep.ie.

National Milk Recording Results for the 10 day period, 01-MAY-2013 To 10-MAY-2013

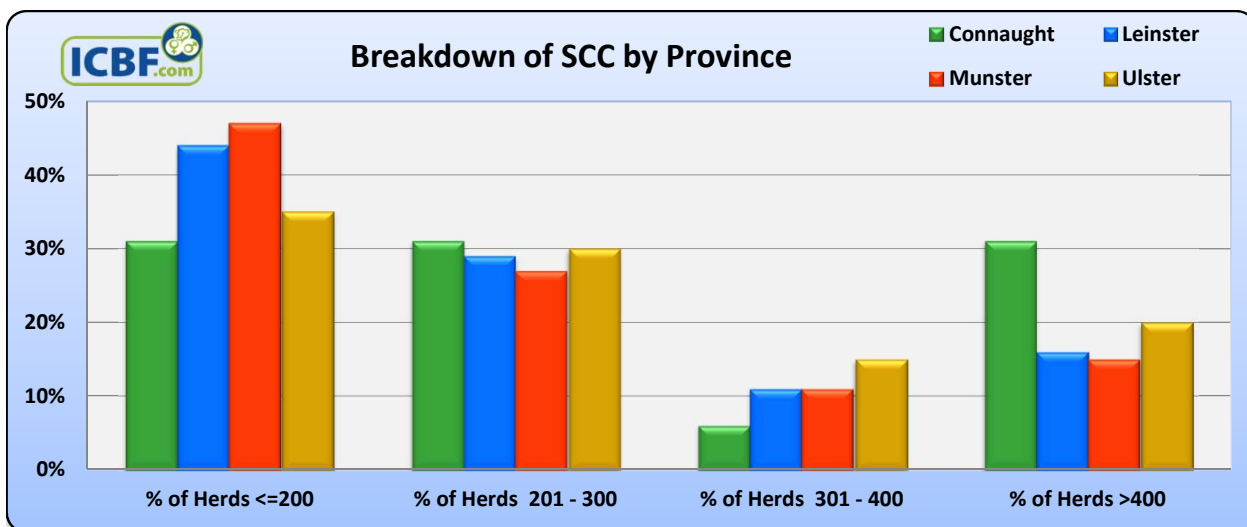
ICBF.com	No. Herds Recorded	No. Cows Recorded	Avg Herd Size	Avg Milk kg/Cow	Average Fat %	Average Protein %	Average F+P kg	Average SCC*
Connaught	16	1,039	65	27.3	3.88	3.25	1.95	264
Leinster	107	9,319	87	26.0	3.63	3.32	1.80	213
Munster	433	33,694	78	26.8	3.61	3.33	1.86	209
Ulster	20	1,720	86	26.8	3.67	3.19	1.83	256
National Statistics	576	45,772	79	26.7	3.62	3.32	1.85	213

* Geometric Mean Herd SCC

SCC Distribution for the 10 day period, 01-MAY-2013 To 10-MAY-2013

ICBF.com	No. Herds Recorded	No. Cows Recorded	Avg Herd Size	% of Herds <=200	% of Herds 201 - 300	% of Herds 301 - 400	% of Herds >400	Average SCC*
Connaught	16	1,039	65	31%	31%	6%	31%	264
Leinster	107	9,319	87	44%	29%	11%	16%	213
Munster	433	33,694	78	47%	27%	11%	15%	209
Ulster	20	1,720	86	35%	30%	15%	20%	256
National Statistics	576	45,772	79	45%	28%	11%	15%	213

* Geometric Mean Herd SCC



% Herd Breakdown for the 10 day period, 01-MAY-2013 To 10-MAY-2013								
ICBF.com	No. Herds Recorded	No. Cows Recorded	Avg Herd Size	Best 20% SCC	Best 40% SCC	Average SCC**	Worst 40% SCC	Worst 20% SCC
Connaught	16	1,039	65	149	228	252	273	537
Leinster	107	9,319	87	122	190	221	276	366
Munster	433	33,694	78	125	179	211	246	338
Ulster	20	1,720	86	165	215	237	265	424
National Statistics	576	45,772	79	128	184	217	249	349

** Percentile Herd SCC Rank (Median SCC)

