




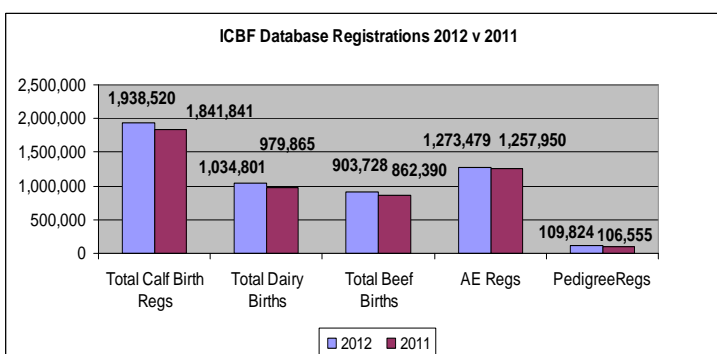
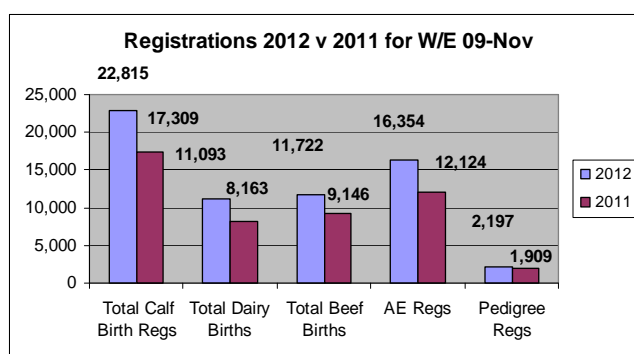









## ICBF Weekly Update 9<sup>th</sup> November 2012

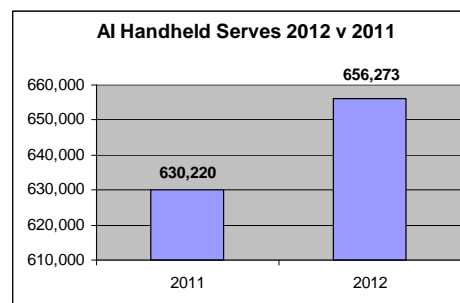
### 1 Important Dates

-  **Beef Breeding Event at Tully** – Saturday 10<sup>th</sup> November from 10:00 to 14:00 at Tully. Sponsored by FBD.
-  **ICBF & Teagasc Genomics Conference for Beef & Dairy Industries** – Wednesday 14<sup>th</sup> November, 10:00 – 17:00, Killeslin Hotel, Portlaoise. (To book please contact ICBF at 023 88 20222 or [mmadden@icbf.com](mailto:mmadden@icbf.com))
-  **ICBF Audit & Finance Sub Committee Meeting** – Wednesday 28<sup>th</sup> November from 10:30 to 13:00, Horse & Jockey.
-  **ICBF Board Meeting** – Thursday 29<sup>th</sup> November 10:30 to 14:00, Portlaoise.
-  **Interim Sheep Board Meeting** – Thursday 29<sup>th</sup> November from 14:00 to 16:30, Portlaoise.

### 2 Database



-  The stats above are compiled with the assistance of DAFM AIM systems.
-  In the Suckler scheme, the number of 2012 born calves with meal introduced is 457,296, with the number of animals weaned at 281,924.
-  BVD test results continue to be received at ICBF and are being processed accordingly. Around 585,000 tissue tags for BVD testing have been purchased at this stage. Around 460,000 samples have been returned at this stage, with a 0.62% BVD Virus Positive rate.
-  Good progress continues around the design of the Beef HerdPlus outputs to incorporate the new Euro-Star indexes, and the development work on these is continuing.
-  The first of the 2013 Dairy personalised notebooks have been generated and printed.
-  Weight recording figures dropped significantly this week, down to 731 animals, from 1800 the previous week. We did, however, have 1400 DIY weights recorded by farmers this week.
-  The graph shows Inseminations recorded on AI Handhelds in 2012 compared with 2011.



### 3 Beef Herd-book Meeting

Following on from a very productive Industry meeting last week, representatives from the Beef Herd-books visited ICBF yesterday for a workshop. The workshop was focused on how we can best deal with the common issues we face, and best utilise the collective resources to address them. It was a very constructive meeting.

One of the items discussed was around ICBF plans and priorities for 2013, in relation to beef breeding. A subset of those items includes:

- Gene Ireland Beef.
- Promotion of the new Euro-Stars Indexes.
- Data Quality Index.
- Genomics.
- ICBF role in National BVD Programme.
- Interbeef.
- Increase weight recording/linear scoring.

#### 4 Guild of Agricultural Journalism

Well done to Pat Donnellan (ICBF) on being shortlisted in the TECHNICAL category for his work on the BEEF HERDPLUS JOURNAL. The awards will be announced tonight at a ceremony in Dublin.

#### 5 GENEIRELAND®

##### Dairy

- ✚ The panel consists of 10 bull's with an average EBI €220.
- ✚ 100 herds are currently signed up to the autumn programme taking 3,379 straws in total.
- ✚ Straws have been allocated to all the herds.
- ✚ Sign-ups continue to be taken.

##### Beef

- ✚ Sign-ups are continuing for the GENEIRELAND autumn program.
- ✚ 192 herds taking a total of 3900 straws have signed up so far.
- ✚ All orders received to date have been packed and dispatched.
- ✚ To learn more or to sign up please phone 1850 600 900 or 045 521573.
- ✚ The approximate total straws ordered per bull so far are detailed in the table below.

Code	GJB	TQL	VMP	RWM	FWO	FSZ	FYB	LZF	GZS	TVR	EFZ	WLZ	KJB	FTH	CJH	FQR
# Straws	125	100	235	125	190	165	290	320	110	500	500	320	500	265	110	120

#### 6 Milk Recording

National Milk Recording Statistics - Herds, Cows & EDIY 09/11/12						
Milk Recording Organisation	Total Herds Recorded YTD 09/11/12	No. EDIY Herds YTD 09/11/12	% Herds EDIY	Total No. Cows Recorded YTD 09/11/12	No. EDIY Cows YTD 09/11/12	% Cows EDIY
Munster	3,738	1,090	29%	307,057	95,593	31%

<b>Progressive</b>	2,477	1,008	41%	227,533	93,729	41%
<b>Tipperary</b>	122	44	36%	10,294	3,508	34%
<b>Total</b>	<b>6,337</b>	<b>2,142</b>	<b>34%</b>	<b>544,884</b>	<b>192,830</b>	<b>35%</b>

Recorded Cows by Milk Recording Organisation - Year on Year Comparison			
Milk Recording Organisation	YTD 2011 Cows Recorded 01/01/11 - 09/11/11	YTD 2012 Cows Recorded 01/01/12 - 09/11/12	2012 vs. 2011 Year on Year Difference (%)
<b>Munster</b>	303,653	307,057	1.1%
<b>Progressive</b>	218,261	227,533	4.1%
<b>Tipperary</b>	13,130	10,294	-27.6%
<b>Total</b>	<b>535,044</b>	<b>544,884</b>	<b>1.8%</b>

**Sean Coughlan** Chief Executive, ICBF & Sheep Ireland, Highfield House, Shinagh, Bandon Co. Cork., Phone: +353 238 820 222, Mobile: +353 872903121, Email [scoughlan@icbf.com](mailto:scoughlan@icbf.com).

**Registered Office:** Irish Cattle Breeding Federation Society Ltd trading as "ICBF", Highfield House, Shinagh, Bandon, Co Cork. Registered Dublin, Ireland. Registration Number 4914R, Industrial and Provident Societies Acts, 1893 to 1978. Web: [www.icbf.com](http://www.icbf.com).

**Registered Office:** Sheep Database Ltd trading as "Sheep Ireland". Highfield House, Shinagh, Bandon, Co Cork. Registered Dublin, Ireland. Registration Number 465004, Companies Acts 1963 to 2006. Web: [www.sheep.ie](http://www.sheep.ie).

## National Milk Recording Results for the 10 day period, 31-OCT-2012 To 09-NOV-2012

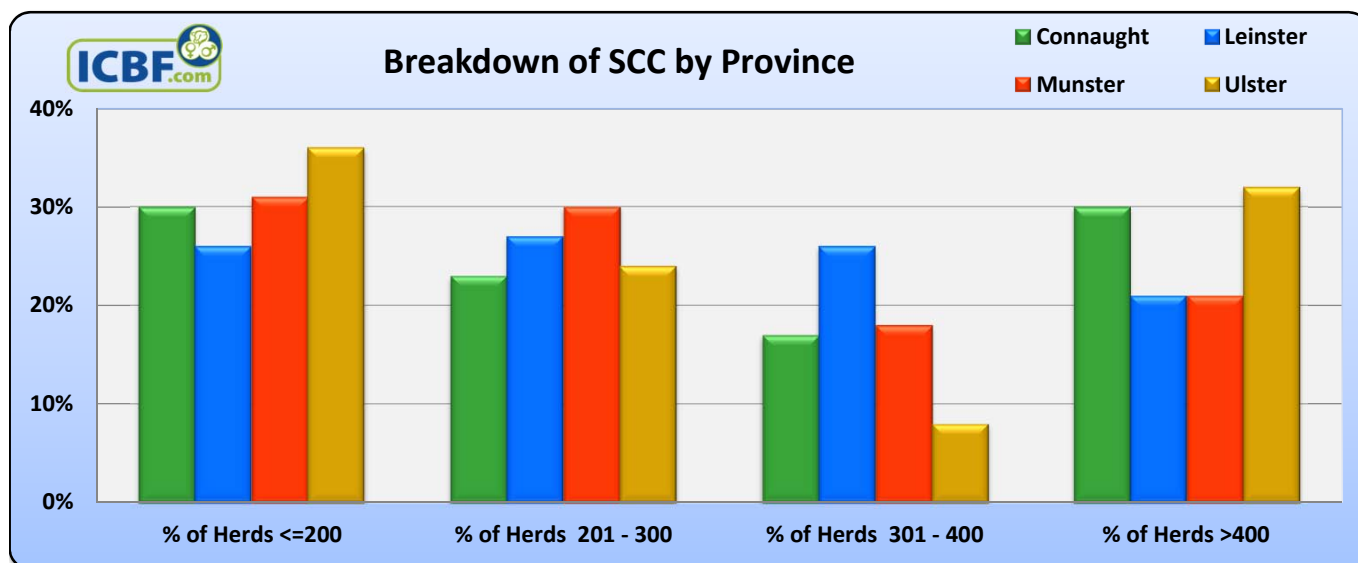
ICBF.com	No. Herds Recorded	No. Cows Recorded	Avg Herd Size	Avg Milk kg/Cow	Average Fat %	Average Protein %	Average F+P kg	Average SCC*
Connaught	30	1,381	46	15.9	4.33	3.62	1.25	320
Leinster	131	9,588	73	15.7	4.33	3.65	1.23	280
Munster	497	33,526	67	13.5	4.53	3.86	1.13	269
Ulster	25	994	40	16.4	4.19	3.46	1.25	274
National Statistics	683	45,489	67	14.1	4.47	3.79	1.16	273

\* Geometric Mean Herd SCC

## SCC Distribution for the 10 day period, 31-OCT-2012 To 09-NOV-2012

ICBF.com	No. Herds Recorded	No. Cows Recorded	Avg Herd Size	% of Herds ≤200	% of Herds 201 - 300	% of Herds 301 - 400	% of Herds >400	Average SCC*
Connaught	30	1,381	46	30%	23%	17%	30%	320
Leinster	131	9,588	73	26%	27%	26%	21%	280
Munster	497	33,526	67	31%	30%	18%	21%	269
Ulster	25	994	40	36%	24%	8%	32%	274
National Statistics	683	45,489	67	30%	29%	19%	22%	273

\* Geometric Mean Herd SCC



## % Herd Breakdown for the 10 day period, 31-OCT-2012 To 09-NOV-2012

ICBF.com	No. Herds Recorded	No. Cows Recorded	Avg Herd Size	Best 20% SCC	Best 40% SCC	Average SCC**	Worst 40% SCC	Worst 20% SCC
Connaught	30	1,381	46	160	243	295	334	482
Leinster	131	9,588	73	184	252	272	315	404
Munster	497	33,526	67	173	228	263	299	409
Ulster	25	994	40	143	204	271	326	495
National Statistics	683	45,489	67	174	232	268	305	410

\*\* Percentile Herd SCC Rank (Median SCC)

