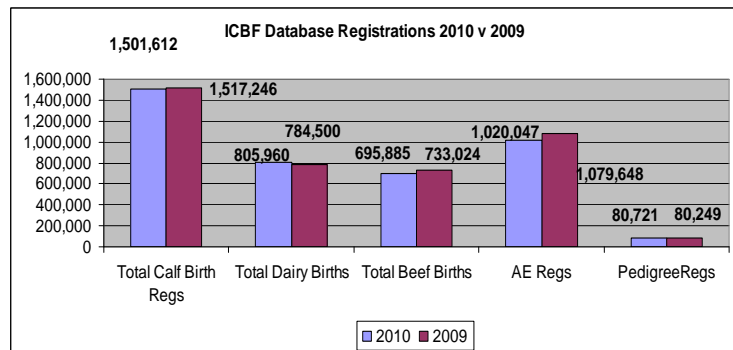
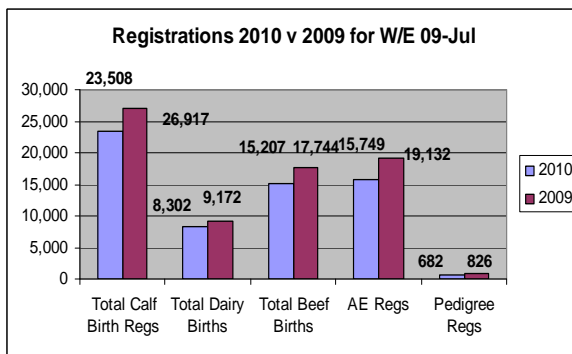


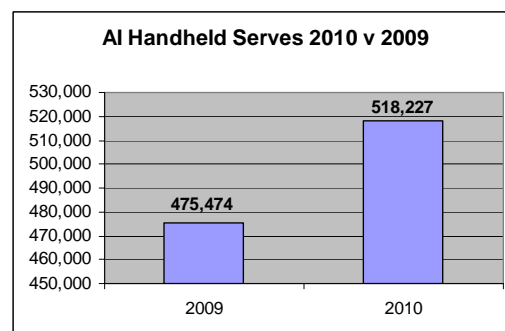
1. Important Dates

- ✚ **ICBF Audit & Finance Sub-Committee Meeting** – Thursday 15th July, 10:00 to 10:30 – Maldron Hotel, Portlaoise.
- ✚ **ICBF Board Meeting** – Thursday 15th July, 10:30 to 14:00 – Maldron Hotel, Portlaoise.
- ✚ **Sheep Ireland Board Meeting** – Thursday 15th July, 14:00 to 16:30 – Maldron Hotel, Portlaoise.
- ✚ **Dairy Industry Consultation Meeting** – Wed. 21st July, 10:00 to 13:00 – Maldron Hotel, Portlaoise.
- ✚ **Beef Industry Consultation Meeting** – Wed. 21st July, 14:00 to 17:00 – Maldron Hotel, Portlaoise

2. Database



- ✚ The stats above are compiled with the assistance of DAFF AIM systems.
- ✚ In the Suckler scheme, the number of 2009 born calves with meal introduced is 648,633 with the number of animals weaned at 583,166.
- ✚ A significant update to the suckler scheme screens is being designed and developed at the moment to help make the process more efficient. This is currently being tested and should be completed next week.
- ✚ Vets wishing to begin interacting with the AHI/ICBF system can register at <http://www.animalhealthireland.ie/registerpage.php>.
- ✚ Work is continuing on a web tool to help manage the storing of samples used in the genomics process at ICBF.
- ✚ Development work continued this week which will allow those involved in the Embryo transfer process to view/input data. The aim is that this will facilitate better recording of data, and more accurate fertility evaluations for donor cows. This was presented as part of the weekly herdbook webinar today.
- ✚ Work is ongoing on the window server infrastructure, involving a move to a more resilient infrastructure for email, file servers, etc.
- ✚ Work on a new infrastructure for communicating with marts is on-going, with a view to getting the data flows on a more efficient and effective basis.
- ✚ The graph shows Inseminations recorded on AI Handhelds in 2010 compared with 2009.



3. Tully

A meeting of the Tully Advisory Committee took place this week. Some of the key outcomes in relation to Tully are as follows:

- ✚ There will be a new focus for the autumn intake of bulls, which will strive to select bulls that will increase profit for breeders, by providing the type of bull required to produce superior progeny, both in terms of beef production and female replacements and in turn will have a positive effect on the National Suckler herd.
- ✚ Tully's goal will be to performance test bulls that will maximize profit for each breed. This will involve liaising with breed societies during the selection process, with a focus of identifying bulls that rank in the top 20% of their respective breed for traits such as milk, fertility, calving and beef capacity. Criterion and numbers will be worked out with each society. Also, new bloodlines will be identified by each society for performance testing.
 - Engagement is to begin on selecting the bulls for the next intake once the new Euro-stars evaluations are available, which is expected at the beginning of August.
 - The BETTER farm program and research from the Teagasc Grange Suckler herd is showing that in order to maximize profit in beef, one of the areas to focus on is producing females that have good fertility and milk, along with having the characteristics to produce progeny with good conformation.
- ✚ In relation to having a sale or providing the best option for the current crop of bulls, there was a lot of discussion. A number of proposals and options for bulls that are not purchased for AI were put forward and these will be discussed among the committee members prior to the Beef Industry meeting where a final decision will be made.
- ✚ AI companies and one nominated member by each Herdbook will be allowed access to the bulls in Tully during their performance test.
- ✚ There will again be a 'Top Tully Bull' award based on visual (1/3) test performance (1/3) and index figures (1/3), with bulls being photographed in the IFJ.
- ✚ All bulls at Tully were washed this week and received fresh woodchip in their outside pens.

4. Gene Ireland Beef

- ✚ Sign ups are at 182 herds taking an average of 16 straws each.
- ✚ Total straws sent out per bull currently on the panel are in the table below.

BREED	SI	SA	SH	HE
CODE	HSY	BHU	CZB	AGI
STRAWS	645	474	690	307

5. Genetic Evaluations

- ✚ Files are being prepared for an Interbull validation test for genomic evaluation of protein yield.
- ✚ Work is on-going on various evaluation issues on both dairy and beef and will be discussed in more detail at the next industry meetings.
- ✚ Extracts for the next routine evaluation have commenced and evaluations will be done in the coming weeks. The expected release date is August 23rd.

6. Sheep Ireland

- + Genetic Evaluations are being distributed to all Lambplus Breeders.
- + Sire, Dam & Lamb Summaries have been distributed to all:
 - Vendeen Breeders
 - Charollais Breeders.
 - Belclare Breeders.
 - Suffolk & Texel Breeders are next to receive their evaluations.
- + Breeders are also being informed as to whether their flocks are 'linked' or 'unlinked'.
- + This is a very important aspect of the evaluation output this year. An 'unlinked' flock is a flock whose sheep are not related to sheep in any other flocks in Lambplus. This has an impact on the accuracy of the resulting evaluations for an 'unlinked' flock.
- + Genetic linkage is defined as the use of common genetic material, usually via the use of a common ram, between flocks on a regular basis. There is a lack of genetic linkage within the LambPlus pedigree program.
- + Sheep Ireland will be contacting the owners of 'unlinked' flocks to arrange for ways in which such flocks could get 'linked' to other flocks in the Breeding Program e.g.:
 - The use of CPT/ MALP rams or
 - The purchase of highly linked rams from linked flocks
- + The absence of a breed's flockbook data in the evaluations also affects the level of linkage amongst flocks.
- + 40 day reports are also being finalized for all Lambplus participants.

7. Milk Recording

National Milk Recording Results by County - 10 day Period 29/06/10 to 09/07/10								
	No. Herds Recorded	No. Cows Recorded	Average Herd Size	Average 24hr Milk kg/Cow	Average Fat %	Average Protein %	Average F + P kg	Average SCC
CARLOW	12	908	76	24.0	4.03	3.36	1.77	301
CAVAN	35	1,854	53	22.1	4.05	3.39	1.64	292
CLARE	39	2,259	58	24.1	3.63	3.34	1.68	275
CORK STH	260	18,674	72	23.9	3.80	3.39	1.72	321
CORK NTH	294	22,369	76	23.4	3.88	3.48	1.72	242
DONEGAL	14	1,475	105	23.5	4.06	3.39	1.75	283
DUBLIN	3	186	62	24.2	3.77	3.36	1.73	357
GALWAY	15	1,101	73	22.5	3.85	3.42	1.64	430
KERRY	138	9,015	65	26.0	3.60	3.30	1.79	345
KILDARE	12	936	78	27.0	3.89	3.37	1.96	337
KILKENNY	55	4,623	84	22.9	3.65	3.40	1.61	241
LAOIS	32	2,869	90	22.0	3.86	3.33	1.58	292
LEITRIM	3	204	68	18.6	3.79	3.26	1.31	434
LIMERICK	129	9,064	70	25.8	3.59	3.34	1.79	271

LONGFORD	9	723	80	25.5	3.77	3.29	1.80	320
LOUTH	19	1,489	78	23.8	3.51	3.30	1.62	318
MAYO	24	1,351	56	27.1	3.47	3.45	1.88	394
MEATH	45	3,978	88	23.8	3.87	3.36	1.72	372
MONAGHAN	21	1,093	52	29.2	3.45	3.18	1.94	403
OFFALY	15	1,349	90	22.1	4.08	3.40	1.65	364
ROSCOMMON	4	281	70	25.6	3.53	3.20	1.72	470
SLIGO	8	451	56	27.3	3.82	3.36	1.96	289
TIPPERARY NTH	54	4,926	91	22.7	3.86	3.43	1.65	289
TIPPERARY STH	77	6,656	86	20.5	3.84	3.41	1.49	281
WATERFORD	76	7,168	94	23.1	3.90	3.47	1.70	235
WESTMEATH	20	1,469	73	25.6	3.93	3.33	1.86	334
WEXFORD	70	5,185	74	22.0	3.84	3.45	1.60	300
WICKLOW E	16	1,258	79	21.9	3.33	3.29	1.45	348
WICKLOW W	13	1,197	92	21.5	3.54	3.32	1.47	326
	<i>No. Herds Recorded</i>	<i>No. Cows Recorded</i>	<i>Average Herd Size</i>	<i>Average 24hr Milk kg/Cow</i>	<i>Average Fat %</i>	<i>Average Protein %</i>	<i>Average F + P kg</i>	<i>Average SCC</i>
National	1,512	114,111	76	23.9	3.77	3.36	1.70	326

National Milk Recording Averages by Province - 10 day Period 29/06/10 to 09/07/10

Provincial	<i>No. Herds Recorded</i>	<i>No. Cows Recorded</i>	<i>Average Herd Size</i>	<i>Average 24hr Milk kg/Cow</i>	<i>Average Fat %</i>	<i>Average Protein %</i>	<i>Average F + P kg</i>	<i>Average SCC</i>
Munster	1067	80,131	75	23.7	3.76	3.40	1.70	282
Leinster	321	26,170	82	23.6	3.75	3.35	1.67	324
Connacht	54	3,388	63	24.2	3.69	3.34	1.70	403
Ulster	70	4,422	63	24.9	3.85	3.32	1.79	326

National Milk Recording Statistics - Herds, Cows & EDIY 09/07/10

Milk Recording Organisation	Total Herds Recorded YTD 09/07/10	No. EDIY Herds YTD 09/07/10	% Herds EDIY	Total No. Cows Recorded YTD 09/07/10	No. EDIY Cows YTD 09/07/10	% Cows EDIY
Munster	3,544	989	28%	268,135	81,974	31%
Progressive	1,977	745	38%	167,539	61,916	37%
Tipperary	131	55	42%	11,179	5,140	46%
Connacht	143	54	38%	9,182	3,381	37%
Total	5,795	1,843	32%	456,035	152,411	33%

Recorded Cows by Milk Recording Organisation - Year on Year Comparison			
Milk Recording Organisation	YTD 2009 Cows Recorded 01/01/09 - 09/07/09	YTD 2010 Cows Recorded 01/01/10 - 09/07/10	2010 vs 2009 Year on Year Difference (%)
Munster	247,630	268,135	7.6%
Progressive	168,166	167,539	-0.4%
Tipperary	10,727	11,179	4.0%
Connacht	8,576	9,182	6.6%
Total	435,099	456,035	4.6%

Brian Wickham (PhD) Chief Executive, ICBF & Sheep Ireland, Highfield House, Shinagh, Bandon Co. Cork., Phone: +353 238 820 222, Mobile: +353 86 826 9911, Email bwickham@icbf.com.

Registered Office: Irish Cattle Breeding Federation Society Ltd trading as "ICBF", Highfield House, Shinagh, Bandon, Co Cork. Registered Dublin, Ireland. Registration Number 4914R, Industrial and Provident Societies Acts, 1893 to 1978. Web: www.icbf.com.

Registered Office: Sheep Database Ltd trading as "Sheep Ireland". Highfield House, Shinagh, Bandon, Co Cork. Registered Dublin, Ireland. Registration Number 465004, Companies Acts 1963 to 2006. Web: www.sheep.ie.