

1. Important Dates

- + **Breeding Consultation Meeting** – Tuesday 16th November, Killeshan Hotel, Portlaoise. Dairy 10:00 to 11:30, Dairy & Beef 11:45 to 15:00 and Beef 15:00 to 17:00.
- + **Audit & Finance Sub-Committee Meeting** – Thursday 18th November, 10:00 to 14:00 – Maldron Hotel, Portlaoise.
- + **ICBF Board Meeting** – Thursday 2nd December, 10:30 to 14:00 – Maldron Hotel, Portlaoise.
- + **Sheep Ireland Board Meeting** – Thursday 2nd December, 14:00 to 16:30 – Maldron Hotel, Portlaoise.

2. Review of GROW[®] Call for Submissions

We have received requests from a number of organizations and individuals to meet and discuss aspects of the review. If you, or your organisation, would like to meet to discuss the review we will be holding a series of by appointment “discussions”. These will take place all day on **Tuesday 9th in Port Laoise** and in the morning on **Thursday 11th in Athlone**. To make an appointment to participate in a discussion please contact me (bwickham@icbf.com) directly.

3. Sheep Ireland - MALP Meetings

On Thursday we held meetings with the flock owners participating in the MALP scheme. A copy of the presentation discussed at these meetings is available in the publications section of www.sheep.ie.

The MALP flocks were established two years ago primarily to demonstrate the contribution that genetics can make to improve the profitability of sheep production. Each flock has undertaken extensive performance recording and already the benefits of high merit rams (5 star) over low merit rams (1 star) on lamb growth rates has been clearly demonstrated as illustrated in this table:

LAMBS BORN 2009 - 2010										
Group	1 STAR					5 STAR				
	Lambs	PTA Days to Slaughter	Acc %	40 Day Weight (kg)	Weaning Weight (kg)	Lambs	PTA Days to Slaughter	Acc %	40 Day Weight (kg)	Weaning Weight (kg)
KILKENNY	1713	3.5	0.48	15.1 Kg	25.5 Kg	1384	-3.5	0.49	19.8 Kg	34.5 Kg
KILDARE	2240	3.8	0.52	16.3 Kg	27.1 Kg	1474	-4.0	0.51	22.0 Kg	36.3 Kg
OFFALY	993	3.9	0.49	15.9 Kg	27.3 Kg	652	-3.7	0.50	21.8 Kg	37.5 Kg
MAYO	684	2.8	0.41	14.4 Kg	23.4 Kg	530	-2.3	0.44	18.2 Kg	29.8 Kg
PARTRY	681	3.0	0.46	13.7 Kg	20.9 Kg	612	-3.6	0.46	16.8 Kg	26.2 Kg
ALL	6311	3.5	0.49	15.5 Kg	25.7 Kg	4652	-3.6	0.49	20.3 Kg	33.9 Kg

In 2011 information on maternal traits will increase dramatically when the ewe lambs born in 2009 themselves are lambing and rearing lambs.

The MALP flocks are clearly demonstrating the benefits of performance based sheep breeding. The focus is now moving to help breeders participate fully in performance recording and to promoting the financial benefits of using high Euro-Star index rams.

4. AI Code Process

- + The new web based ‘AI Code Application’ system commenced on Monday the 1st November 2010.
- + It replaces the old paper based system that ICBF has been operating since 1999.
- + The new system:

- Involves the relevant Breed Society at the beginning of the process in order to ensure that the Bull's details are correct on the ICBF database.
- Enables applicants to apply for and receive AI Codes over the web.
- ✚ Monday also heralded the end of the old DAF AI Code MS Access database that had been used to generate the AI Codes. AI Codes were entered twice, once into the old DAF system and once into the ICBF Database. This duplication has now been removed with AI Codes being entered only into the ICBF database.
- ✚ 8,901 AI Codes have been issued to-date. 3,732 of these have been issued by ICBF since it became involved in the AI Code process in December 1999.

5. GENEIRELAND®

Dairy

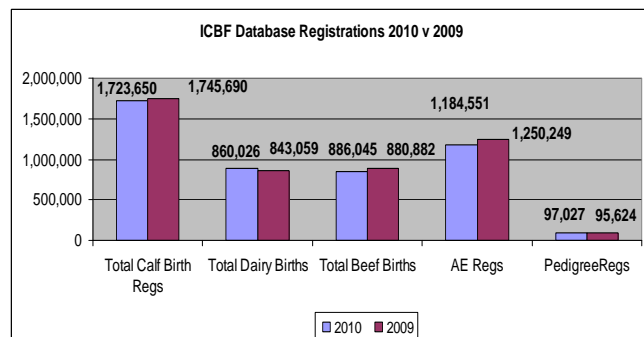
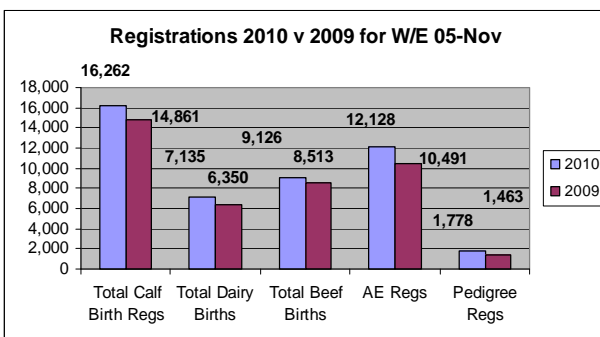
- ✚ There are 154 herds signed up to the Autumn programme, taking a total of 4,400 straws.
- ✚ Straws were dispatched to 40 herd owners this week.
- ✚ The remainder of the straws will not be dispatched until all the bulls are available at the end of November or early December.

Beef

- ✚ Sign-ups are continuing at a steady pace.
- ✚ Straws are being dispatched for all available bulls.
- ✚ The Charolais bull DEZ has now been tested becoming the 10th Charolais bull tested on GENE IRELAND®.
- ✚ 194 herds have signed up so far.
- ✚ To order straws phone 1850 600 900 or 045 521 573.
- ✚ Approx total straws sent out per bull so far are in the table below.

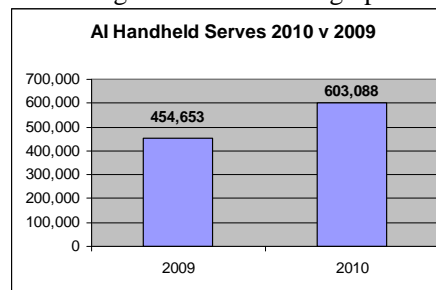
BREED	AA	BA	BB	BB	CH	CH	CH	HE	LM	LM	LM	PT	SA	SH
CODE	MLJ	KCE	KYR	STQ	GHX	LGL	CXY	GCT	ADX	NHL	CZH	CBQ	BHU	LYJ
# STRAWS	115	120	220	500	120	120	150	25	500	400	75	60	540	10

6. Database



- ✚ The stats above are compiled with the assistance of DAFF AIM systems.
- ✚ In the Suckler scheme, the number of 2010 born calves with meal introduced is 441,534 with the number of animals weaned at 221,623.
- ✚ A number of developments required to support the EBI discussion group competition are in the final stages of completion, and will be live next week.

- ✚ The design of a new infrastructure to manage genotypes at ICBF is continuing. The detailed design phase has begun, and building will begin next week.
- ✚ A revised linear scoring evaluation report for beef animals will be released early next week.
- ✚ Work on a new infrastructure for communicating with marts is now complete and is in test mode.
- ✚ Some further updates to the beef and dairy catalogue functionality next week.
- ✚ The graph shows Inseminations recorded on AI Handhelds in 2010 compared with 2009.



7. Genetic Evaluations

- ✚ Extracts for the next routine evaluation in December have commenced. A schedule for publication of these proofs is on the ICBF website under genetic evaluations.
- ✚ Various research work on female fertility and mart price data is ongoing.

8. Milk Recording

National Milk Recording Results by County - 10 day Period 26/10/10 to 05/11/10

	No. Herds Recorded	No. Cows Recorded	Average Herd Size	Average 24hr Milk kg/Cow	Average Fat %	Average Protein %	Average F + P kg	Average SCC
CARLOW	17	993	58	19.0	4.56	3.89	1.61	419
CAVAN	33	1,646	50	17.5	4.14	3.84	1.40	352
CLARE	37	1,864	50	16.9	4.37	3.92	1.40	316
CORK STH	262	18,348	70	17.1	4.38	3.90	1.42	287
CORK NTH	250	18,671	75	17.4	4.45	4.00	1.47	308
DONEGAL	15	1,214	81	18.0	4.31	3.65	1.43	319
DUBLIN	4	460	115	17.9	4.24	3.61	1.41	320
GALWAY	25	1,519	61	16.9	4.47	3.85	1.41	292
KERRY	139	9,115	66	17.2	4.16	3.84	1.38	346
KILDARE	14	960	69	19.6	4.22	3.75	1.56	287
KILKENNY	46	3,510	76	14.6	4.40	3.98	1.22	316
LAOIS	23	1,721	75	18.5	4.32	3.74	1.49	375
LEITRIM	8	355	44	22.6	3.96	3.58	1.70	255
LIMERICK	111	7,891	71	17.5	4.26	3.88	1.42	280
LONGFORD	13	998	77	15.9	4.32	3.88	1.30	337
LOUTH	19	1,533	81	19.2	3.68	3.58	1.39	408
MAYO	36	2,141	59	18.3	3.94	3.81	1.42	347
MEATH	65	5,473	84	18.9	4.33	3.74	1.53	360
MONAGHAN	39	1,794	46	19.6	4.02	3.62	1.50	449
OFFALY	21	1,325	63	16.0	4.23	3.81	1.29	378
ROSCOMMON	4	221	55	21.2	3.76	3.73	1.59	532
SLIGO	6	235	39	19.3	3.75	3.90	1.48	320
TIPPERARY NTH	61	4,565	75	14.7	4.58	4.04	1.27	337
TIPPERARY STH	79	6,591	83	15.2	4.52	3.95	1.29	322
WATERFORD	60	4,965	83	16.7	4.43	4.00	1.41	263
WESTMEATH	24	1,607	67	16.2	4.68	3.96	1.40	350
WEXFORD	64	4,452	70	16.7	4.25	3.91	1.36	415

WICKLOW E	15	1,126	75	18.1	3.94	3.76	1.39	335
WICKLOW W	10	770	77	19.1	3.97	3.58	1.44	524
	<i>No. Herds Recorded</i>	<i>No. Cows Recorded</i>	<i>Average Herd Size</i>	<i>Average 24hr Milk kg/Cow</i>	<i>Average Fat %</i>	<i>Average Protein %</i>	<i>Average F + P kg</i>	<i>Average SCC</i>
National	1,500	106,063	69	17.8	4.23	3.82	1.43	350

National Milk Recording Averages by Province - 10 day Period 26/10/10 to 05/11/10								
Provincial	<i>No. Herds Recorded</i>	<i>No. Cows Recorded</i>	<i>Average Herd Size</i>	<i>Average 24hr Milk kg/Cow</i>	<i>Average Fat %</i>	<i>Average Protein %</i>	<i>Average F + P kg</i>	<i>Average SCC</i>
Munster	999	72,010	72	16.6	4.39	3.94	1.38	307
Leinster	335	24,928	74	17.7	4.23	3.78	1.42	371
Connacht	79	4,471	57	19.7	3.98	3.77	1.52	349
Ulster	87	4,654	53	18.4	4.16	3.70	1.44	373

National Milk Recording Statistics - Herds, Cows & EDIY 05/11/10						
Milk Recording Organisation	Total Herds Recorded YTD 05/11/10	No. EDIY Herds YTD 05/11/10	% Herds EDIY	Total No. Cows Recorded YTD 05/11/10	No. EDIY Cows YTD 05/11/10	% Cows EDIY
Munster	3,559	1,000	28%	277,570	85,645	31%
Progressive	2,078	812	39%	185,014	71,361	39%
Tipperary	133	57	43%	11,948	5,767	48%
Connacht	152	59	39%	10,105	3,790	38%
Total	5,922	1,928	33%	484,637	166,563	34%

Recorded Cows by Milk Recording Organisation - Year on Year Comparison			
Milk Recording Organisation	YTD 2009 Cows Recorded 01/01/09 - 05/11/09	YTD 2010 Cows Recorded 01/01/10 - 05/11/10	2010 vs. 2009 Year on Year Difference (%)
Munster	257,343	277,570	7.3%
Progressive	178,888	185,014	3.3%
Tipperary	11,149	11,948	6.7%
Connacht	9,789	10,105	3.1%
Total	457,169	484,637	5.7%

Brian Wickham (PhD) Chief Executive, ICBF & Sheep Ireland, Highfield House, Shinagh, Bandon Co. Cork., Phone: +353 238 820 222, Mobile: +353 86 826 9911, Email bwickham@icbf.com.

Registered Office: Irish Cattle Breeding Federation Society Ltd trading as "ICBF", Highfield House, Shinagh, Bandon, Co Cork. Registered Dublin, Ireland. Registration Number 4914R, Industrial and Provident Societies Acts, 1893 to 1978. Web: www.icbf.com.

Registered Office: Sheep Database Ltd trading as "Sheep Ireland". Highfield House, Shinagh, Bandon, Co Cork. Registered Dublin, Ireland. Registration Number 465004, Companies Acts 1963 to 2006. Web: www.sheep.ie.