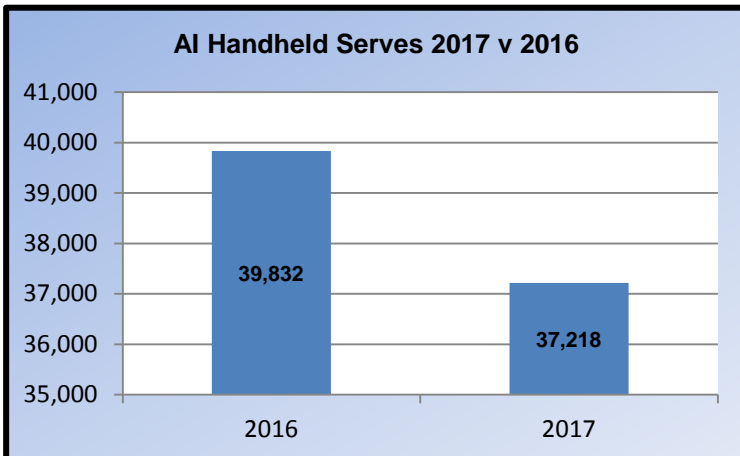
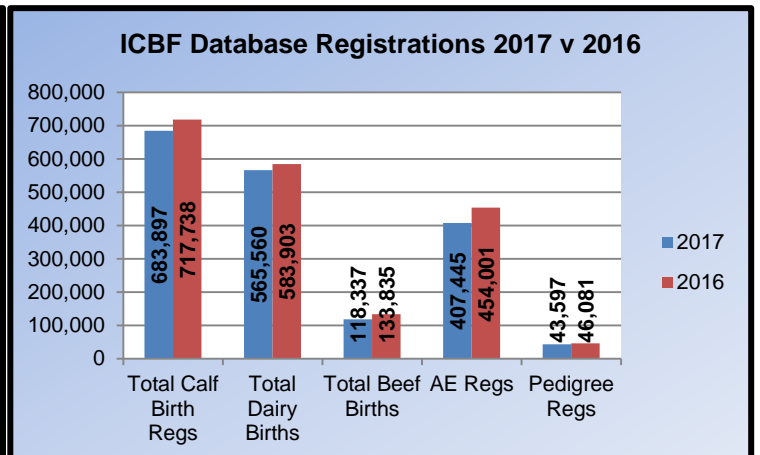
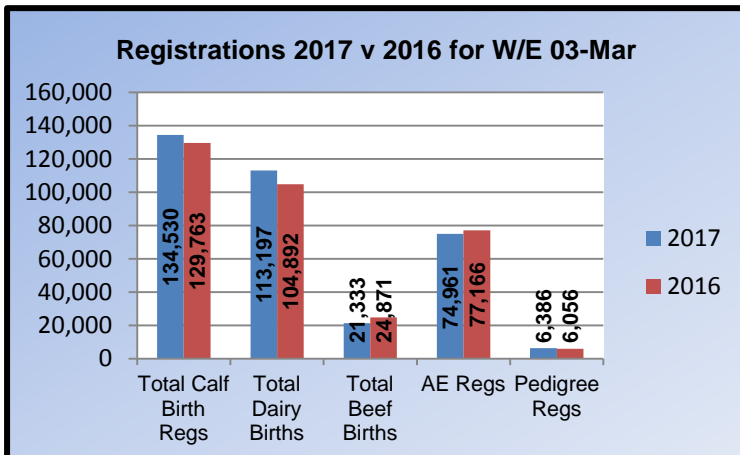


## ICBF Weekly Update 3<sup>rd</sup> March 2017

### 1 Important Dates

- ✚ **Audit & Finance Sub-Committee Meeting** – Thursday 23<sup>rd</sup> March 2017 at 10:30, Killeshin Hotel, Portlaoise.
- ✚ **ICBF Board Meeting** – Thursday 6<sup>th</sup> April at 10:30, Killeshin Hotel, Portlaoise.
- ✚ **Sheep Board Meeting** – Thursday 6<sup>th</sup> April 2017 at 14:00, Killeshin Hotel, Portlaoise.

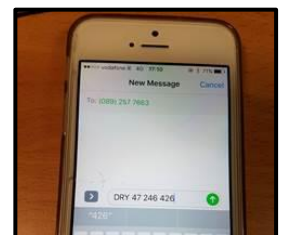
### 2 Database



- ✚ The stats above are compiled with the assistance of DAFM AIM systems.
- ✚ BVD test results continue to be received at ICBF and are being processed accordingly. There have been 660,242 results received since January 1<sup>st</sup>, of which 158,682 have come in the last 7 days. Since the beginning of the voluntary phase in 2012, 10,190,488 results have now been received.
- ✚ The chart shows Inseminations recorded on AI Handhelds in 2017 compared with 2016.

### 3 Herd Plus®

- ✚ The first calves from the Spring 2016 Gene Ireland beef bulls are currently being born on farms. If you have any photos of Gene Ireland progeny that you would like to share with us, please email them to [query@icbf.com](mailto:query@icbf.com)
- ✚ It is possible to save data to and retrieve data from the ICBF database using text messaging. Click [here](#) for further details.
- ✚ We are now taking orders for the Spring Dairy Gene Ireland program 2017. Click [here](#) for more details.



- We are now taking orders for the Spring Beef Gene Ireland program 2017. Click [here](#) for more details.
- Herd-owners can now genotype all their female calves which will allow them to make a more informed decision around breeding and culling potential replacements. This service could cost herd-owners as little as €22/head. Please contact HerdPlus on **1850 600 900** or **023 8820452** for further details. Alternatively when logged into HerdPlus, herd-owners can make orders online by selecting ‘Services’ – ‘Genomic Services’ – ‘Place Order’
- There is a large increase in use of beef breeds on dairy herd. Jersey usage is still at a low level, but it is increasing relative to Holstein Friesian. Click [here](#) for more.
- We are currently printing HerdPlus Suckler cow reports. These will be dispatched to herd-owners next week.



#### 4 GENE IRELAND® Beef

- The new GI beef panel was launched this week.
- 16 herds taking a total of 200 straws have joined so far.
- The average order is 12 straws per herd.
- Details on the bulls can be viewed on the ICBF website.
- To learn more or to order straws please telephone **023 8820452**.
- Approximate total straws ordered to date for the bulls are detailed in graph.

Code	Name of Bull	Breed	Replacement Index	Across Breed Stars	Total Straws Ordered
SH2361	Doon Gladiator	SH	€144	5	330
SH2360	Doon Giorgio	SH	€142	5	465
LM4063	Ampertaine Ifor	LM	€132	5	95
SI2367	Barnattin George 2	SI	€126	5	255
SA2366	Carrentubber Pinocchio	SA	€122	5	185
AA4086	Marianhill L Pappa	AA	€114	5	25
CH4082	Firoda Jason	CH	€112	5	60
SI2362	Dermotstown Gigantasaurus	SI	€105	5	300
HE2359	Arlinstown Special 13th	HE	€105	5	215
CH4090	Jalabert	CH	€99	5	40
BA2357	Terelton Isaac	BA	€94	5	235
CH2363	Dolland Jefferson	CH	€91	4	95
LJE	Lislea Hermes	BA	€88	4	185
PT2356	Macgowan Herd Juno	PT	€81	4	240
PDR	Dereskit Improver	CH	€76	4	365

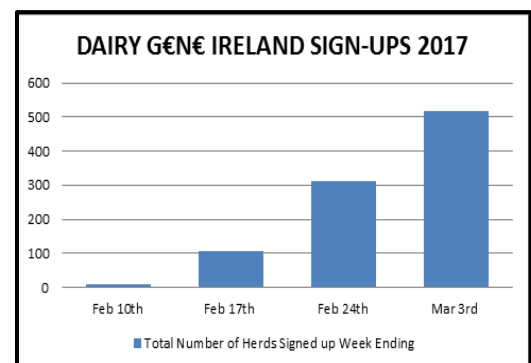
#### 5 GENE IRELAND® Dairy

- The panel consists of 41 Holstein Friesians, 5 Pure Friesians, 6 Jerseys and 7 Crossbreds bulls.

##### BREED PACKS AND AVERAGE EBIS

- Holstein-Friesian: €308
- Pure Friesian : €204
- Multi Breed: €190

- The Multi Breed pack includes Jersey (and Jersey Cross bulls), together with Holstein-Friesian bulls for comparative purposes.
- Orders continue to be received for this programme.
- 516 Herds are signed-up to date, taking a total of 21,170 straws.



✚ To Learn more or to Order straws please telephone **023 8820452**.

[Click Here for potential Holstein/Friesian bull list](#)

[Click here for potential British Friesian, Jersey and Jersey Cross-bred bull list](#)

[Click Here for Letter and Sign-Up Form](#)

## 6 Milk Recording

National Milk Recording Statistics - Herds, Cows & EDIY 03/03/17						
Milk Recording Organisation	Total Herds Recorded YTD 03/03/17	No. EDIY Herds YTD 03/03/17	% Herds EDIY	Total No. Cows Recorded YTD 03/03/17	No. EDIY Cows YTD 03/03/17	% Cows EDIY
Munster	722	46	6%	46,522	3,824	8%
Progressive	757	125	17%	55,596	9,622	17%
Tipperary	5	1	20%	323	63	20%
<b>Total</b>	<b>1,484</b>	<b>172</b>	<b>12%</b>	<b>102,441</b>	<b>13,509</b>	<b>13%</b>

Recorded Cows by Milk Recording Organisation - Year on Year Comparison			
Milk Recording Organisation	YTD 2016 Cows Recorded 01/01/16- 03/03/16	YTD 2017 Cows Recorded 01/01/17- 03/03/17	2017 vs 2016 Year on Year Difference (%)
Munster	55,215	46,522	-15.7%
Progressive	63,934	55,596	-13.0%
Tipperary	471	323	-31.4%
<b>Total</b>	<b>119,620</b>	<b>102,441</b>	<b>-14.4%</b>

## 7 Sheep Ireland

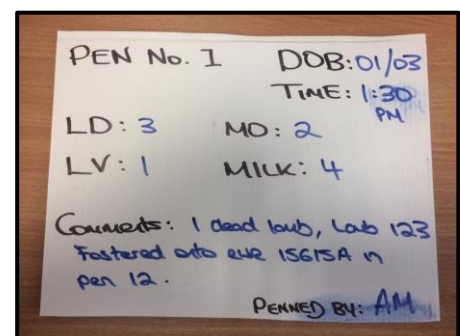
### Central Progeny Test 2017

✚ Lambing is about to begin across our CPT flocks. The first lambs are due to arrive on Sunday which will mark 141 days after AI. Peak lambing will occur on day 145 for each flock. During AI, up to 300 ewes are inseminated daily. A number of CPT flocks have two AI days so there will be a very busy lambing period ahead. 24 hour supervision is provided by Sheep Ireland to all flocks to ensure all required data is captured accurately.

### Data Recording

✚ All data is recorded through a handheld device which is sent to the Sheep Ireland database a number of times daily. As each ewe lambs, she is penned with her lambs in an individual pen, where all required data is recorded immediately on a pen board (please see picture). This data is then subsequently entered into the handheld recording device as lambs are EID tagged.

✚ These pen boards are attached to each individual lambing pen. They are simply cut from recycled plastic corriboard and we use whiteboard markers to fill them out. Lambs are EID tagged at approximately 6-12 hours of age. We do not tag lambs immediately after birth, waiting



until they are dry and suckling happily. As we are also DNA sampling each lamb born, best advice is to wait a number of hours after lambing to minimise the potential of birth fluids affecting the quality of the DNA sample being collected from the lamb.

- ✚ We score each lambing event for lambing difficulty, lamb vigour, ewe mothering ability and ewe milk. Lambs are weighed and the DOB, sex, sire and dam information is all captured.

### Other Information to Capture

- ✚ These CPT flocks are very productive commercial sheep farms. There are quite a number of ewes carrying triplet lambs and the objective is always to foster these lambs onto other ewes carrying single lambs. This fostering process will often occur in advance of the lamb being EID tagged with the official DAFM tags. In these cases, the lambs must be very carefully tracked. Small management tags and the pen boards are critical to achieving this.



*A section of lambing pens from last year's CPT lambing campaign*

## National Milk Recording Results for the 10 day period, 22-FEB-2017 To 03-MAR-2017

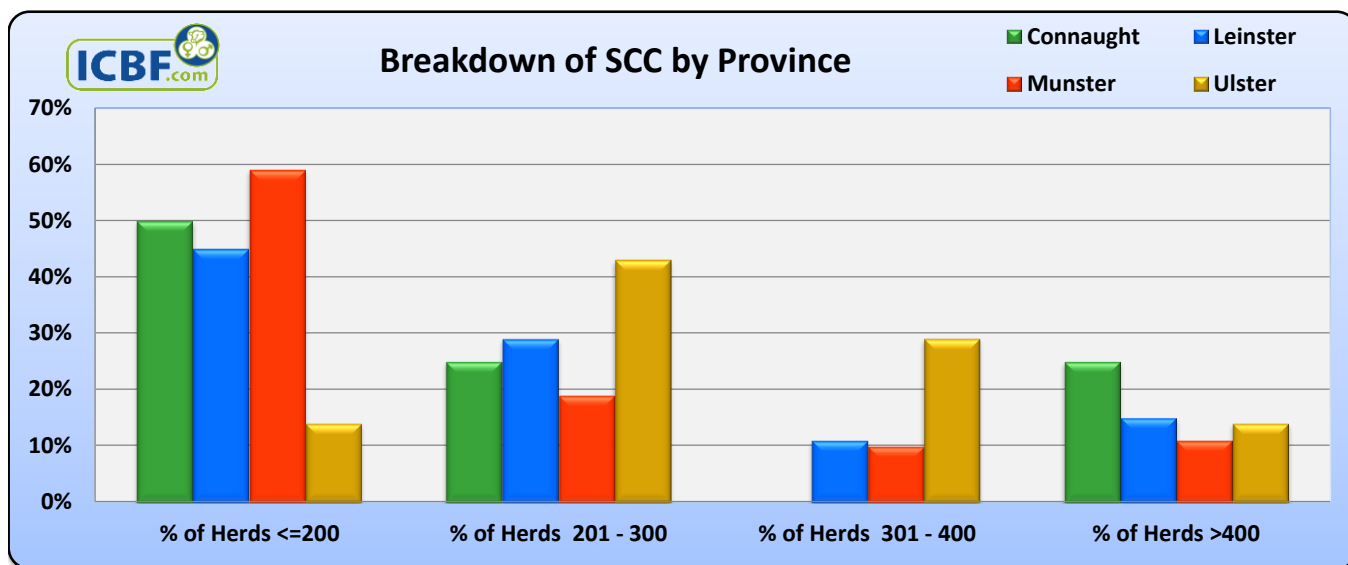
ICBF.com	No. Herds Recorded	No. Cows Recorded	Avg Herd Size	Avg Milk kg/Cow	Average Fat %	Average Protein %	Average F+P kg	Average SCC*
Connaught	4	132	33	27.1	3.68	3.28	1.88	186
Leinster	75	5,928	79	23.7	4.30	3.33	1.81	194
Munster	259	16,909	65	25.3	4.31	3.29	1.92	177
Ulster	7	454	65	25.1	3.92	3.23	1.79	297
<b>National Statistics</b>	<b>345</b>	<b>23,423</b>	<b>68</b>	<b>25.0</b>	<b>4.29</b>	<b>3.30</b>	<b>1.89</b>	<b>183</b>

\* Geometric Mean Herd SCC

## SCC Distribution for the 10 day period, 22-FEB-2017 To 03-MAR-2017

ICBF.com	No. Herds Recorded	No. Cows Recorded	Avg Herd Size	% of Herds <=200	% of Herds 201 - 300	% of Herds 301 - 400	% of Herds >400	Average SCC*
Connaught	4	132	33	50%	25%	0%	25%	186
Leinster	75	5,928	79	45%	29%	11%	15%	194
Munster	259	16,909	65	59%	19%	10%	11%	177
Ulster	7	454	65	14%	43%	29%	14%	297
<b>National Statistics</b>	<b>345</b>	<b>23,423</b>	<b>68</b>	<b>55%</b>	<b>22%</b>	<b>11%</b>	<b>12%</b>	<b>183</b>

\* Geometric Mean Herd SCC



### % Herd Breakdown for the 10 day period, 22-FEB-2017 To 03-MAR-2017

ICBF.com	No. Herds Recorded	No. Cows Recorded	Avg Herd Size	Best 20% SCC	Best 40% SCC	Average SCC**	Worst 40% SCC	Worst 20% SCC
Connaught	4	132	33	106	145	184	222	342
Leinster	75	5,928	79	107	174	205	255	343
Munster	259	16,909	65	104	146	171	204	308
Ulster	7	454	65	248	270	289	326	383
<b>National Statistics</b>	<b>345</b>	<b>23,423</b>	<b>68</b>	<b>105</b>	<b>155</b>	<b>180</b>	<b>217</b>	<b>312</b>

\*\* Percentile Herd SCC Rank (Median SCC)

