

ICBF Weekly Update 1st November 2013

1 Important Dates

- ✚ **ICBF Board Meeting** – Thursday 28th November, 14:30 to 18:00, Maldron Hotel, Portlaoise.
- ✚ **ICBF Sheep Board Meeting** – Thursday 28th November, 18:00 to 20:30, Maldron Hotel, Portlaoise.

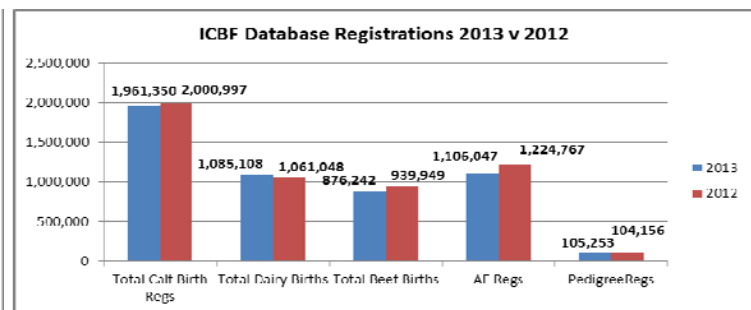
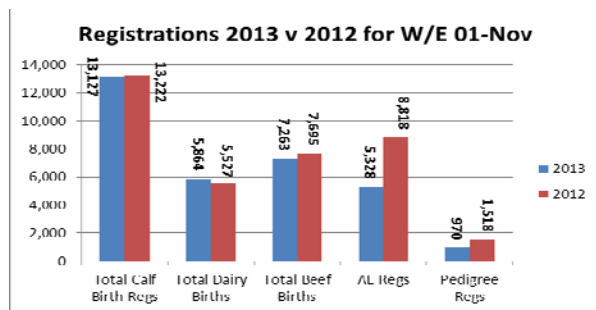
✚ Upcoming Teagasc/ICBF/AHI Suckler Information Events - 4th -12th November

- **Monday 4th November**, Cillin Hill Mart, Kilkenny at 7pm
- **Thursday 7th November**, Elphin Mart, Roscommon at 7pm
- **Monday 11th November**, Ennis Mart, Clare at 7pm
- **Tuesday 12th November**, Ballybay Mart, Monaghan at 7pm

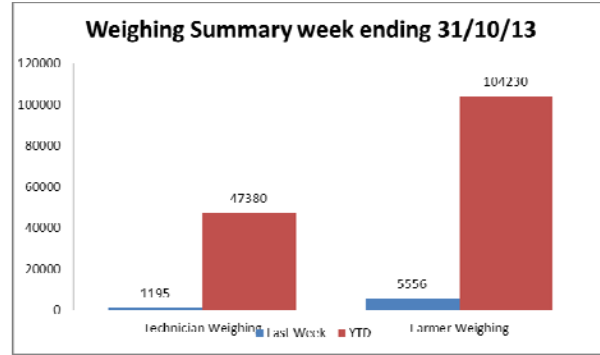
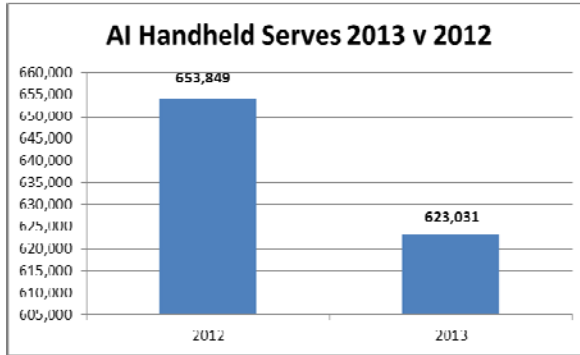
✚ Upcoming Regional Meetings being held by Sheep Ireland 7th -18th November

- **Thursday 7th November**, New Park Hotel, Kilkenny at 7.30pm
- **Monday 11th November**, Hibernian Hotel, Mallow at 7.30pm
- **Wednesday 13th November**, ArdRi Hotel, Tuam at 7.30pm
- **Thursday 14th November**, Ardboyne Hotel, Navan at 7.30pm
- **Monday 18th November**, Jacksons Hotel, Ballybofey at 7.30pm

2 Database



- ✚ The stats above are compiled with the assistance of DAFM AIM systems.
- ✚ In the Suckler scheme, the number of 2012 born calves with meal introduced is 666,711 with the number of animals weaned at 623,895.
- ✚ BVD test results continue to be received at ICBF and are being processed accordingly. There have been 2,057,000 results received since January 1st, of which 14,000 have come in the last 7 days. Since the beginning of the voluntary phase in 2012, 2.55 million results have now been received.
- ✚ The graph below shows Inseminations recorded on AI Handhelds in 2013 compared with 2012.
- ✚ This week there were 1195 weights received through the technician service and 5556 weights recorded by farmers.
- ✚ The graph below shows the week and year to date totals.



3 GENRELAND[®] Dairy

- 75 herds are currently signed up to the autumn programme taking 2510 straws in total, 502 straws per bull to date.
- The panel below consists of the 5 bulls with an average EBI €256.
- To learn more or to sign up please phone **1850 600 900**.

| Code | Name of Bull | Status | HO% | SIRE | EBI € | Milk | Fert | Calv | Beef | Maint | Mgmt | Hlth | Milk_kg | O TYPE | O MAM | O FL |
|------|------------------------|--------|-----|-------|-------|------|------|------|------|-------|------|------|---------|--------|-------|-------|
| KSB | KISS BOWSIDA | PED | 100 | S1015 | €222 | €62 | €128 | €32 | €3 | -€5 | -€2 | €5 | 193 | 1.46 | 0.98 | 1.41 |
| SSJ | SPRINGHAVEN EVEREST | PED | 78 | LHZ | €265 | €87 | €137 | €28 | -€18 | €29 | €6 | -€2 | 355 | -2.09 | -2.48 | -2.29 |
| WWF | (IG) WATERWHEEL FIRE | PED | 91 | LLK | €227 | €104 | €93 | €30 | -€12 | €7 | €0 | €5 | 386 | -0.50 | -0.67 | -0.48 |
| WWT | (IG) WATERWHEEL TAURUS | PED | 88 | DSU | €301 | €72 | €185 | €28 | -€8 | €19 | €3 | €2 | 96 | -1.13 | -0.90 | -0.74 |
| YJB | (IG) MINAUNS JUST BOY | PED | 78 | SJI | €266 | €69 | €158 | €46 | -€11 | €8 | €0 | -€4 | 106 | 0.56 | 0.83 | 0.65 |
| | AVERAGE | | | | €256 | €79 | €140 | €33 | -€9 | €12 | €1 | €1 | 227 | | | |

4 HerdPlus[®]

- The deadline for BTAP task completion has now passed (31st October).
- Farmers and advisors need to ensure that all relevant data has been submitted to ICBF.
- The most common things that need to be checked (depending on task selection) are:
 - That the farmer is signed up to HerdPlus (compulsory).
 - That the stock bull has been nominated in the BTAP screen.
 - That AI serves have been recorded.
 - That scanning results have been recorded.
- Contact ICBF on **1850 600 900** with any queries.
- The first of a series of 5 Teagasc/ICBF/AHI suckler information events took place at Castleisland mart last Tuesday night.
- There was a good turn out with approximately 150 people in attendance.
- Topics covered included:
 - ICBF** – *New beef Euro-Star Index and latest breeding developments.*
 - Teagasc** – *Management of the suckler heifer to calve at 24 months.*
 - AHI** – *Colostrum Management, IBR & Parasites.*
- There will be 4 more of these events, please see details above, for more information go to www.icbf.com



Chris Daly ICBF talking to the crowd at the Teagasc/ICBF/AHI suckler event at Castleisland mart.



Some of the crowd in attendance.

- ✚ Dairy farmers now need to ensure that all of their AI serves and pregnancy scanning data is recorded online so that their pocket notebooks will have expected calving dates included.
- ✚ Pocket Notebooks for 2014 will be generated this weekend.
- ✚ Final fertility reports can also be generated by the farmer once this data has been entered.
- ✚ Co-Op performance reports went out this week and will continue to go out for the next few weeks.
- ✚ Any farmers that are participating in the DPD scheme can now record sires and calving ease scores on the ICBF website, or using their farm packages.

5 Milk Recording

| National Milk Recording Statistics - Herds, Cows & EDIY 01/11/13 | | | | | | |
|--|-----------------------------------|-----------------------------|--------------|--------------------------------------|----------------------------|-------------|
| Milk Recording Organisation | Total Herds Recorded YTD 01/11/13 | No. EDIY Herds YTD 01/11/13 | % Herds EDIY | Total No. Cows Recorded YTD 01/11/13 | No. EDIY Cows YTD 01/11/13 | % Cows EDIY |
| Munster | 3,683 | 1,068 | 29% | 311,850 | 98,227 | 31% |
| Progressive | 2,449 | 1,004 | 41% | 234,745 | 98,224 | 42% |
| Tipperary | 114 | 41 | 36% | 10,122 | 3,862 | 38% |
| Total | 6,246 | 2,113 | 34% | 556,717 | 200,313 | 36% |

| Recorded Cows by Milk Recording Organisation - Year on Year Comparison | | | |
|--|--|--|---|
| Milk Recording Organisation | YTD 2012 Cows Recorded 01/01/12 - 01/11/12 | YTD 2013 Cows Recorded 01/01/13 - 01/11/13 | 2013 vs. 2012 Year on Year Difference (%) |
| Munster | 306,741 | 311,850 | 1.6% |
| Progressive | 226,660 | 234,745 | 3.4% |
| Tipperary | 10,197 | 10,122 | -0.7% |
| Total | 543,598 | 556,717 | 2.4% |

Please see milk recording stats attached.

6 Sheep Ireland

MALP

- ✚ 160 ewes were AI'd on Thursday 31st October, in the West of Ireland MALP group, to increase linkages between their flocks. We used two black face mountain rams for the 160 ewes. They were stock rams from two of the MALP farms.

Lambplus

- ✚ Letters have gone out to Lambplus and non Lambplus members regarding regional meetings taking place. It also contains important information for sign up dates, data quality and identification.

Sean Coughlan Chief Executive, ICBF & Sheep Ireland , Highfield House, Shinagh, Bandon Co. Cork., Phone: +353 238 820 222, Mobile: +353 872903121, Email scoughlan@icbf.com.

Registered Office: Irish Cattle Breeding Federation Society Ltd trading as "ICBF", Highfield House, Shinagh, Bandon, Co Cork. Registered Dublin, Ireland. Registration Number 4914R, Industrial and Provident Societies Acts, 1893 to 1978. Web: www.icbf.com.

Registered Office: Sheep Database Ltd trading as "Sheep Ireland". Highfield House, Shinagh, Bandon, Co Cork. Registered Dublin, Ireland. Registration Number 465004, Companies Acts 1963 to 2006. Web: www.sheep.ie.

National Milk Recording Results for the 10 day period, 23-OCT-2013 To 01-NOV-2013

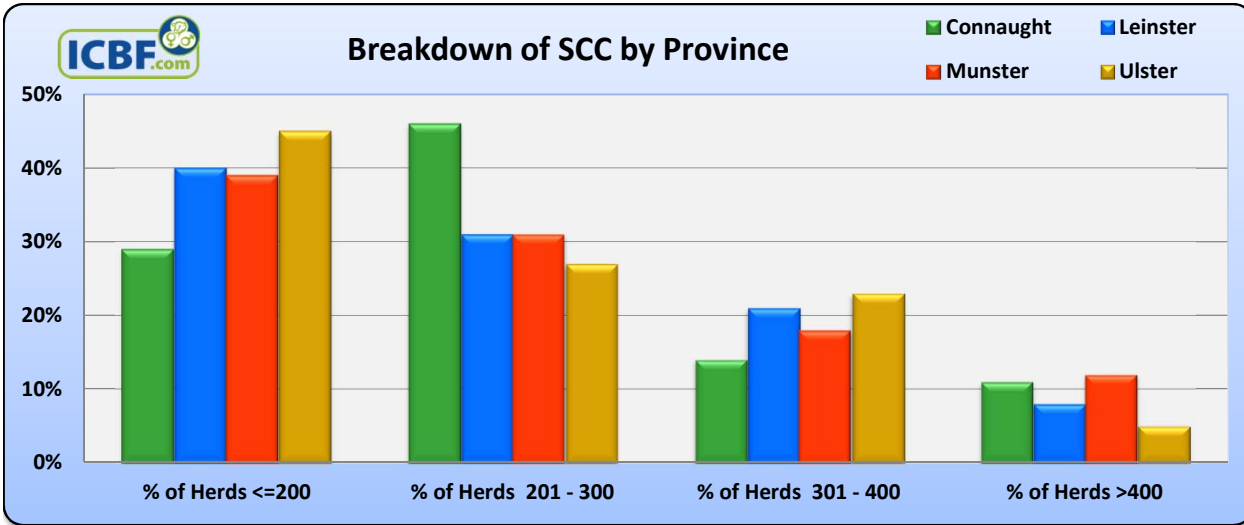
| ICBF.com | No. Herds Recorded | No. Cows Recorded | Avg Herd Size | Avg Milk kg/Cow | Average Fat % | Average Protein % | Average F+P kg | Average SCC* |
|----------------------------|--------------------|-------------------|---------------|-----------------|---------------|-------------------|----------------|--------------|
| Connaught | 28 | 1,788 | 64 | 18.0 | 4.26 | 3.67 | 1.41 | 245 |
| Leinster | 131 | 10,379 | 79 | 16.3 | 4.50 | 3.79 | 1.33 | 226 |
| Munster | 413 | 28,731 | 70 | 14.4 | 4.60 | 3.93 | 1.21 | 235 |
| Ulster | 44 | 2,383 | 54 | 18.6 | 4.13 | 3.65 | 1.43 | 223 |
| National Statistics | 616 | 43,281 | 70 | 15.2 | 4.53 | 3.87 | 1.26 | 233 |

* Geometric Mean Herd SCC

SCC Distribution for the 10 day period, 23-OCT-2013 To 01-NOV-2013

| ICBF.com | No. Herds Recorded | No. Cows Recorded | Avg Herd Size | % of Herds <=200 | % of Herds 201 - 300 | % of Herds 301 - 400 | % of Herds >400 | Average SCC* |
|----------------------------|--------------------|-------------------|---------------|------------------|----------------------|----------------------|-----------------|--------------|
| Connaught | 28 | 1,788 | 64 | 29% | 46% | 14% | 11% | 245 |
| Leinster | 131 | 10,379 | 79 | 40% | 31% | 21% | 8% | 226 |
| Munster | 413 | 28,731 | 70 | 39% | 31% | 18% | 12% | 235 |
| Ulster | 44 | 2,383 | 54 | 45% | 27% | 23% | 5% | 223 |
| National Statistics | 616 | 43,281 | 70 | 39% | 31% | 19% | 11% | 233 |

* Geometric Mean Herd SCC



% Herd Breakdown for the 10 day period, 23-OCT-2013 To 01-NOV-2013

| ICBF.com | No. Herds Recorded | No. Cows Recorded | Avg Herd Size | Best 20% SCC | Best 40% SCC | Average SCC** | Worst 40% SCC | Worst 20% SCC |
|----------------------------|--------------------|-------------------|---------------|--------------|--------------|---------------|---------------|---------------|
| Connaught | 28 | 1,788 | 64 | 165 | 232 | 240 | 250 | 312 |
| Leinster | 131 | 10,379 | 79 | 152 | 203 | 228 | 252 | 333 |
| Munster | 413 | 28,731 | 70 | 161 | 203 | 229 | 270 | 354 |
| Ulster | 44 | 2,383 | 54 | 146 | 192 | 222 | 267 | 328 |
| National Statistics | 616 | 43,281 | 70 | 157 | 203 | 232 | 265 | 340 |

** Percentile Herd SCC Rank (Median SCC)

